

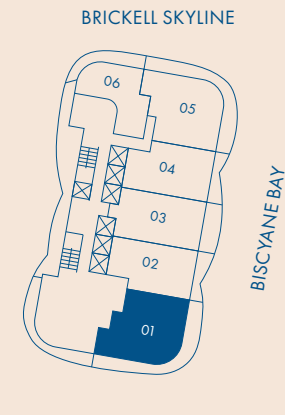
# RESIDENCE 01

LEVEL 8

3 Bedrooms  
2 Bathrooms  
1 Powder Room

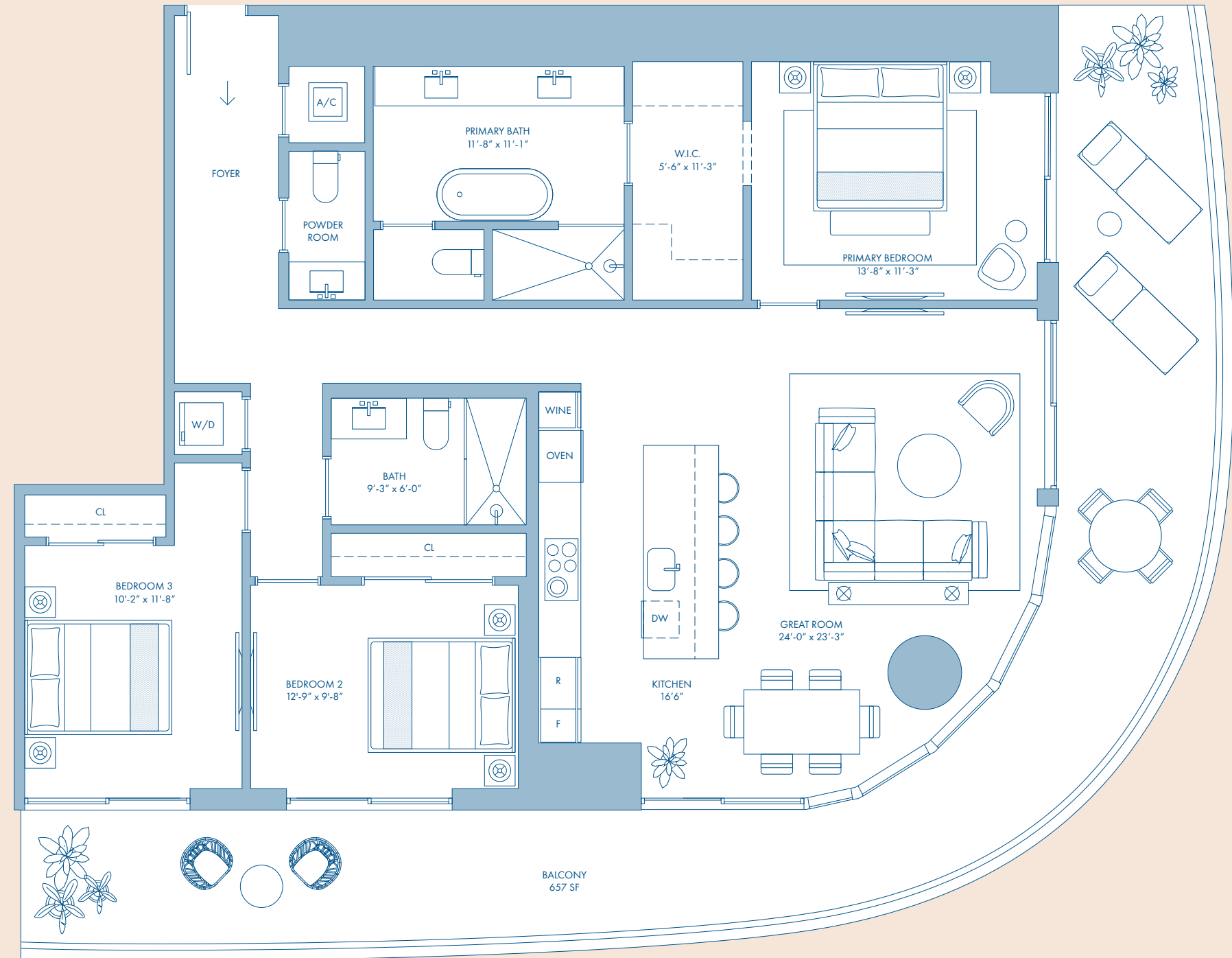
INTERIOR AREA  
1,652 SQ. FT. / 153 SQ. M.

TERRACE AREA  
657 SQ. FT. / 61 SQ. M.



NOT TO SCALE

Stated square footages and dimensions are measured to the exterior boundaries of the exterior walls and the centerline of interior demising walls and in fact vary from the square footage and dimensions that would be determined by using the description and definition of the "Unit" set forth in the Declaration (which generally only includes the interior airspace between the perimeter walls and excludes all interior structural components and other common elements). This method is generally used in sales materials and is provided to allow a prospective buyer to compare the Units with units in other condominium projects that utilize the same method. For your reference, the area of the Unit, determined in accordance with these defined unit boundaries, is set forth on Exhibit "3" to the Declaration. Measurements of rooms set forth on this floor plan are generally taken at the farthest points of each given room (as if the room were a perfect rectangle), without regard for any cutouts or variations. Accordingly, the area of the actual room will typically be smaller than the product obtained by multiplying the stated length and width. All dimensions are estimates which will vary with actual construction, and all floor plans, specifications and other development plans are subject to change and will not necessarily accurately reflect the final plans and specifications for the development. All depictions of appliances, counters, soffits, floor coverings and other matters of detail, including, without limitation, items of finish and decoration, are conceptual only and are not necessarily included in each Unit. 🏠



# RESIDENCE 01

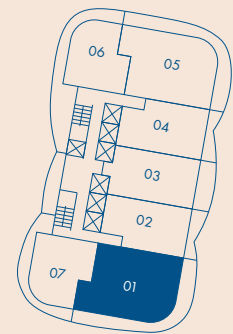
LEVEL 9-18

3 Bedrooms  
3 Bathrooms  
1 Powder Room

INTERIOR AREA  
1,959 SQ. FT. / 182 SQ. M.

TERRACE AREA  
656 SQ. FT. / 61 SQ. M.

BRICKELL SKYLINE

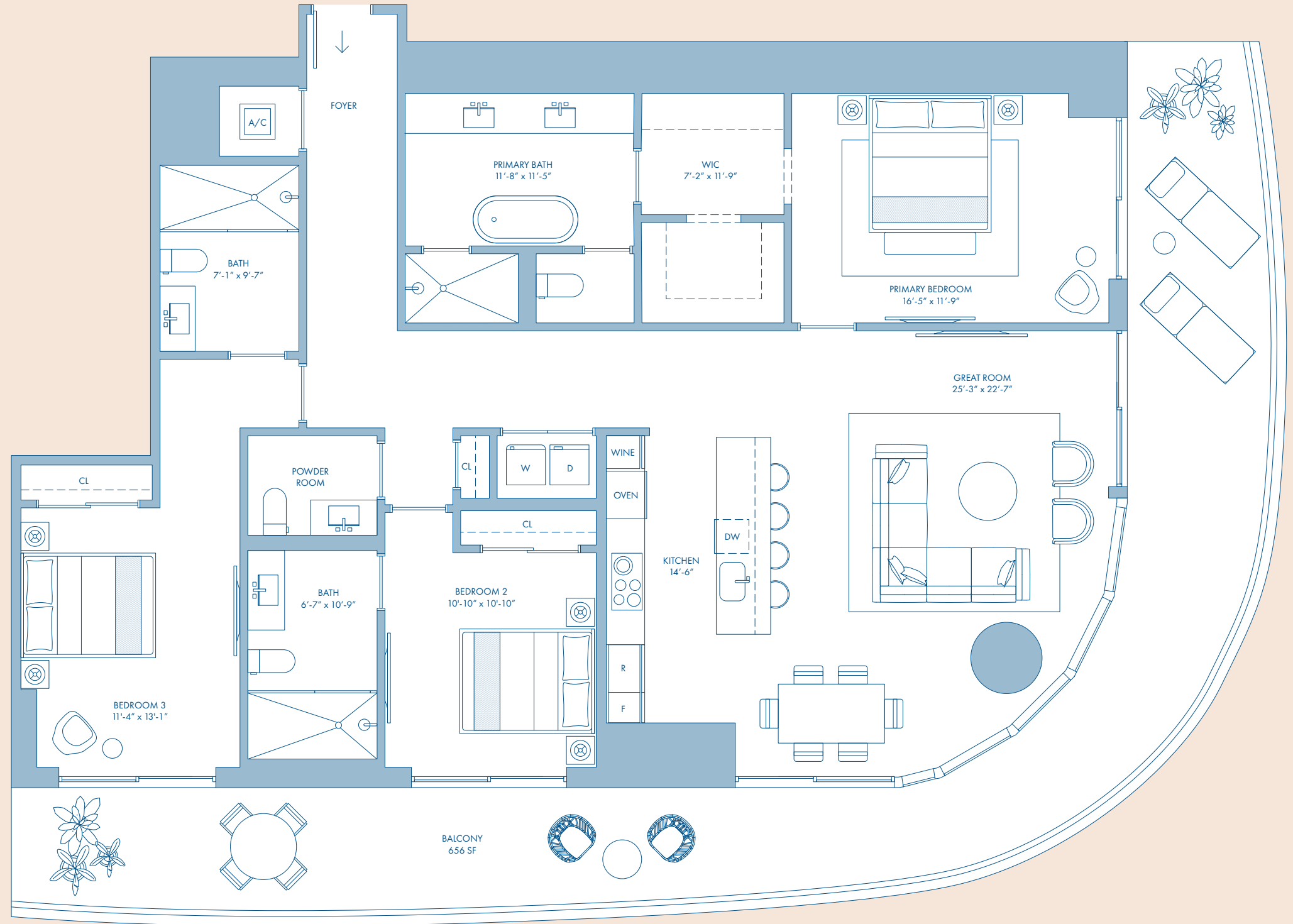


BISCAYNE BAY



NOT TO SCALE

Stated square footages and dimensions are measured to the exterior boundaries of the exterior walls and the centerline of interior demising walls and in fact vary from the square footage and dimensions that would be determined by using the description and definition of the "Unit" set forth in the Declaration (which generally only includes the interior airspace between the perimeter walls and excludes all interior structural components and other common elements). This method is generally used in sales materials and is provided to allow a prospective buyer to compare the Units with units in other condominium projects that utilize the same method. For your reference, the area of the Unit, determined in accordance with these defined unit boundaries, is set forth on Exhibit "3" to the Declaration. Measurements of rooms set forth on this floor plan are generally taken at the farthest points of each given room (as if the room were a perfect rectangle), without regard for any cutouts or variations. Accordingly, the area of the actual room will typically be smaller than the product obtained by multiplying the stated length and width. All dimensions are estimates which will vary with actual construction, and all floor plans, specifications and other development plans are subject to change and will not necessarily accurately reflect the final plans and specifications for the development. All depictions of appliances, counters, soffits, floor coverings and other matters of detail, including, without limitation, items of finish and decoration, are conceptual only and are not necessarily included in each Unit.



# RESIDENCE 01

3 Bedrooms  
3 Bathrooms  
1 Powder Room

LEVEL 19-36

INTERIOR AREA  
2,054 SQ. FT. / 191 SQ. M.

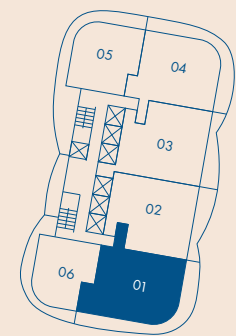
TERRACE AREA  
656 SQ. FT. / 61 SQ. M.

LEVEL 38-61

INTERIOR AREA  
2,077 SQ. FT. / 193 SQ. M.

TERRACE AREA  
656 SQ. FT. / 61 SQ. M.

BRICKELL SKYLINE

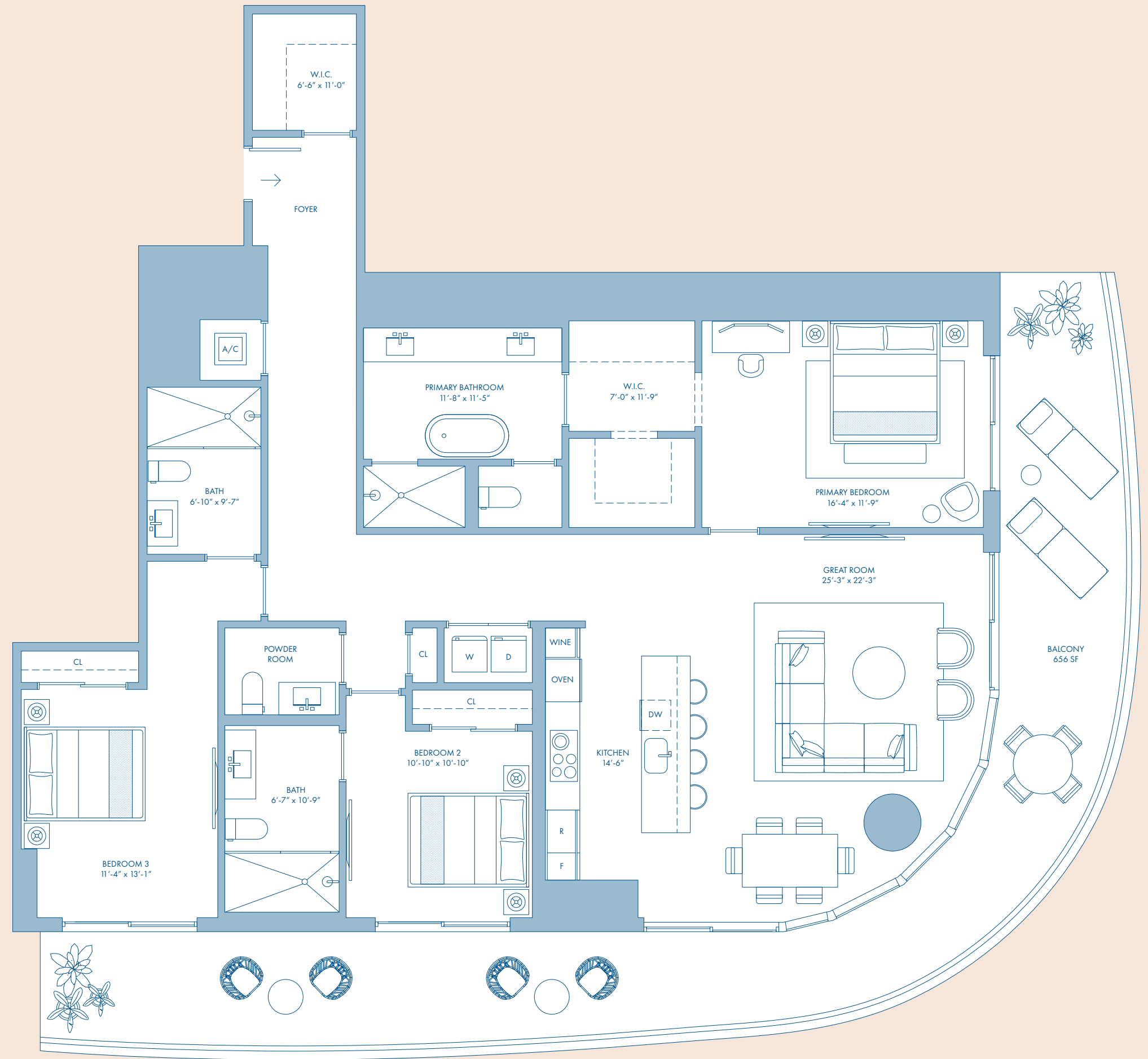


BISCAYNE BAY



NOT TO SCALE

Stated square footages and dimensions are measured to the exterior boundaries of the exterior walls and the centerline of interior demising walls and in fact vary from the square footage and dimensions that would be determined by using the description and definition of the "Unit" set forth in the Declaration (which generally only includes the interior airspace between the perimeter walls and excludes all interior structural components and other common elements). This method is generally used in sales materials and is provided to allow a prospective buyer to compare the Units with units in other condominium projects that utilize the same method. For your reference, the area of the Unit, determined in accordance with these defined unit boundaries, is set forth on Exhibit "3" to the Declaration. Measurements of rooms set forth on this floor plan are generally taken at the farthest points of each given room (as if the room were a perfect rectangle), without regard for any cutouts or variations. Accordingly, the area of the actual room will typically be smaller than the product obtained by multiplying the stated length and width. All dimensions are estimates which will vary with actual construction, and all floor plans, specifications and other development plans are subject to change and will not necessarily accurately reflect the final plans and specifications for the development. All depictions of appliances, counters, soffits, floor coverings and other matters of detail, including, without limitation, items of finish and decoration, are conceptual only and are not necessarily included in each Unit. 🏠



# RESIDENCE 01

LEVEL 62-78

- 4 Bedrooms
- 4 Bathrooms
- 1 Powder Room
- Service Quarters

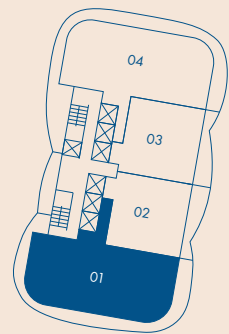
INTERIOR AREA

3,494 SQ. FT. / 325 SQ. M.

TERRACE AREA

1,112 SQ. FT. / 103 SQ. M.

BRICKELL SKYLINE

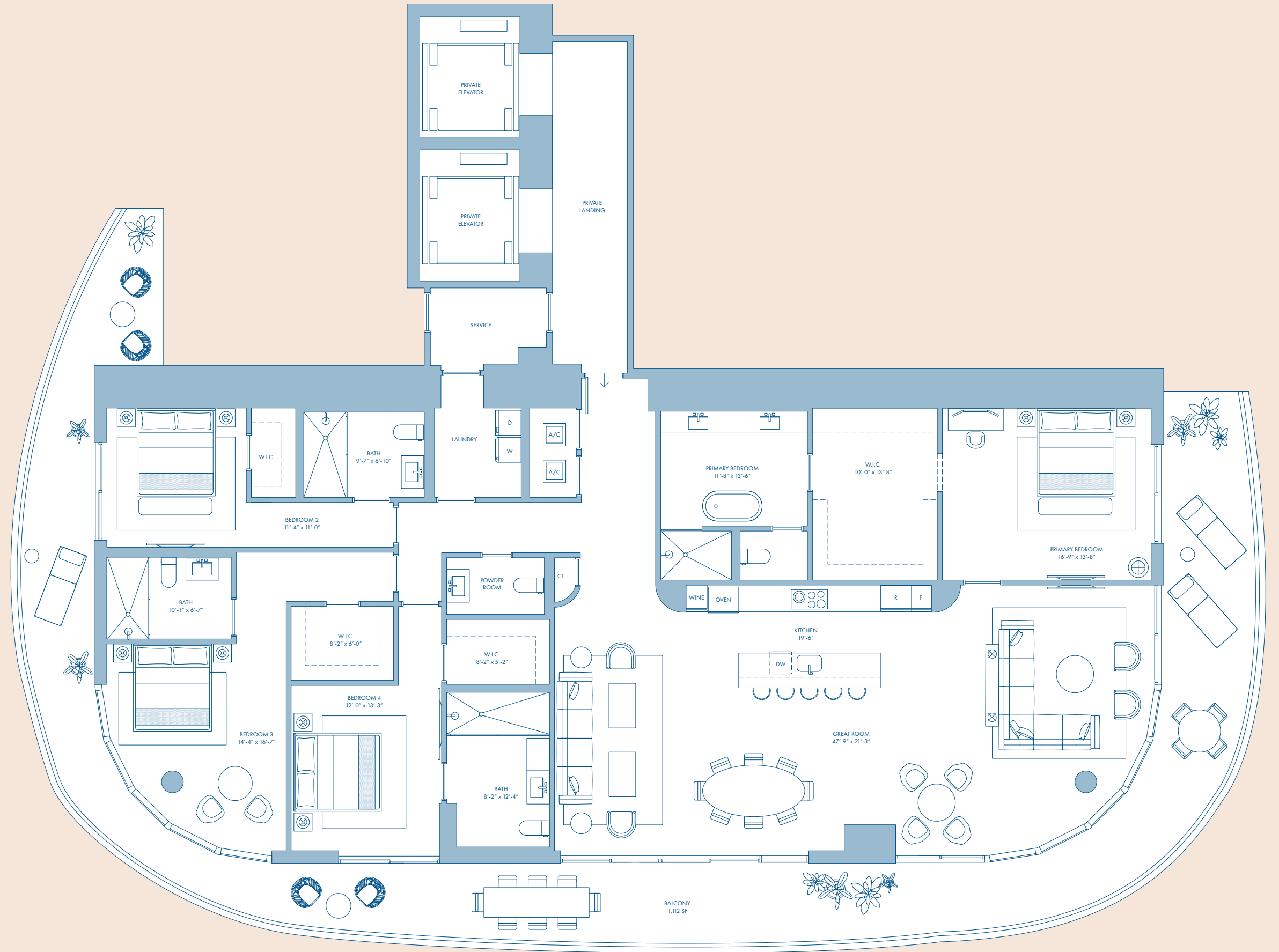


BISCAYNE BAY



NOT TO SCALE

Stated square footages and dimensions are measured to the exterior boundaries of the exterior walls and the centerline of interior demising walls and in fact vary from the square footage and dimensions that would be determined by using the description and definition of the "Unit" set forth in the Declaration (which generally only includes the interior airspace between the perimeter walls and excludes all interior structural components and other common elements). This method is generally used in sales materials and is provided to allow a prospective buyer to compare the Units with units in other condominium projects that utilize the same method. For your reference, the area of the Unit, determined in accordance with these defined unit boundaries, is set forth on Exhibit "3" to the Declaration. Measurements of rooms set forth on this floor plan are generally taken at the farthest points of each given room (as if the room were a perfect rectangle), without regard for any cutouts or variations. Accordingly, the area of the actual room will typically be smaller than the product obtained by multiplying the stated length and width. All dimensions are estimates which will vary with actual construction, and all floor plans, specifications and other development plans are subject to change and will not necessarily accurately reflect the final plans and specifications for the development. All depictions of appliances, counters, soffits, floor coverings and other matters of detail, including, without limitation, items of finish and decoration, are conceptual only and are not necessarily included in each Unit. 🏠



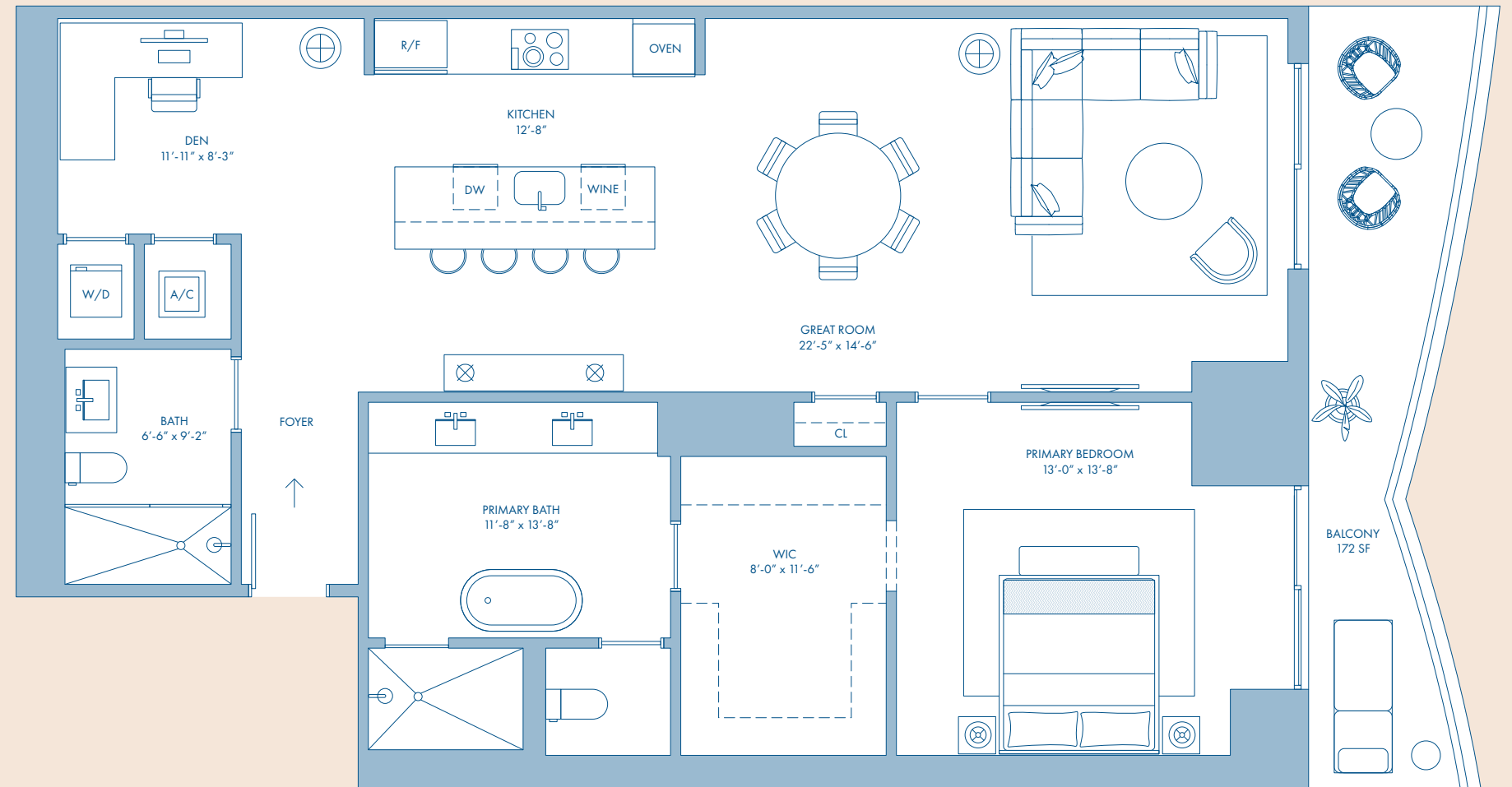
# RESIDENCE 02

LEVEL 8

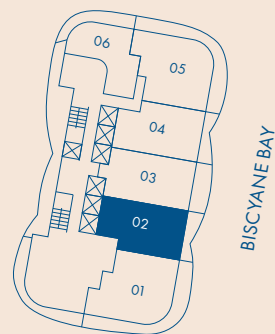
1 Bedroom  
Den  
2 Bathrooms

INTERIOR AREA  
1,454 SQ. FT. / 135 SQ. M.

TERRACE AREA  
172 SQ. FT. / 16 SQ. M.



BRICKELL SKYLINE



NOT TO SCALE

Stated square footages and dimensions are measured to the exterior boundaries of the exterior walls and the centerline of interior demising walls and in fact vary from the square footage and dimensions that would be determined by using the description and definition of the "Unit" set forth in the Declaration (which generally only includes the interior airspace between the perimeter walls and excludes all interior structural components and other common elements). This method is generally used in sales materials and is provided to allow a prospective buyer to compare the Units with units in other condominium projects that utilize the same method. For your reference, the area of the Unit, determined in accordance with these defined unit boundaries, is set forth on Exhibit "3" to the Declaration. Measurements of rooms set forth on this floor plan are generally taken at the farthest points of each given room (as if the room were a perfect rectangle), without regard for any cutouts or variations. Accordingly, the area of the actual room will typically be smaller than the product obtained by multiplying the stated length and width. All dimensions are estimates which will vary with actual construction, and all floor plans, specifications and other development plans are subject to change and will not necessarily accurately reflect the final plans and specifications for the development. All depictions of appliances, counters, soffits, floor coverings and other matters of detail, including, without limitation, items of finish and decoration, are conceptual only and are not necessarily included in each Unit. 🏠

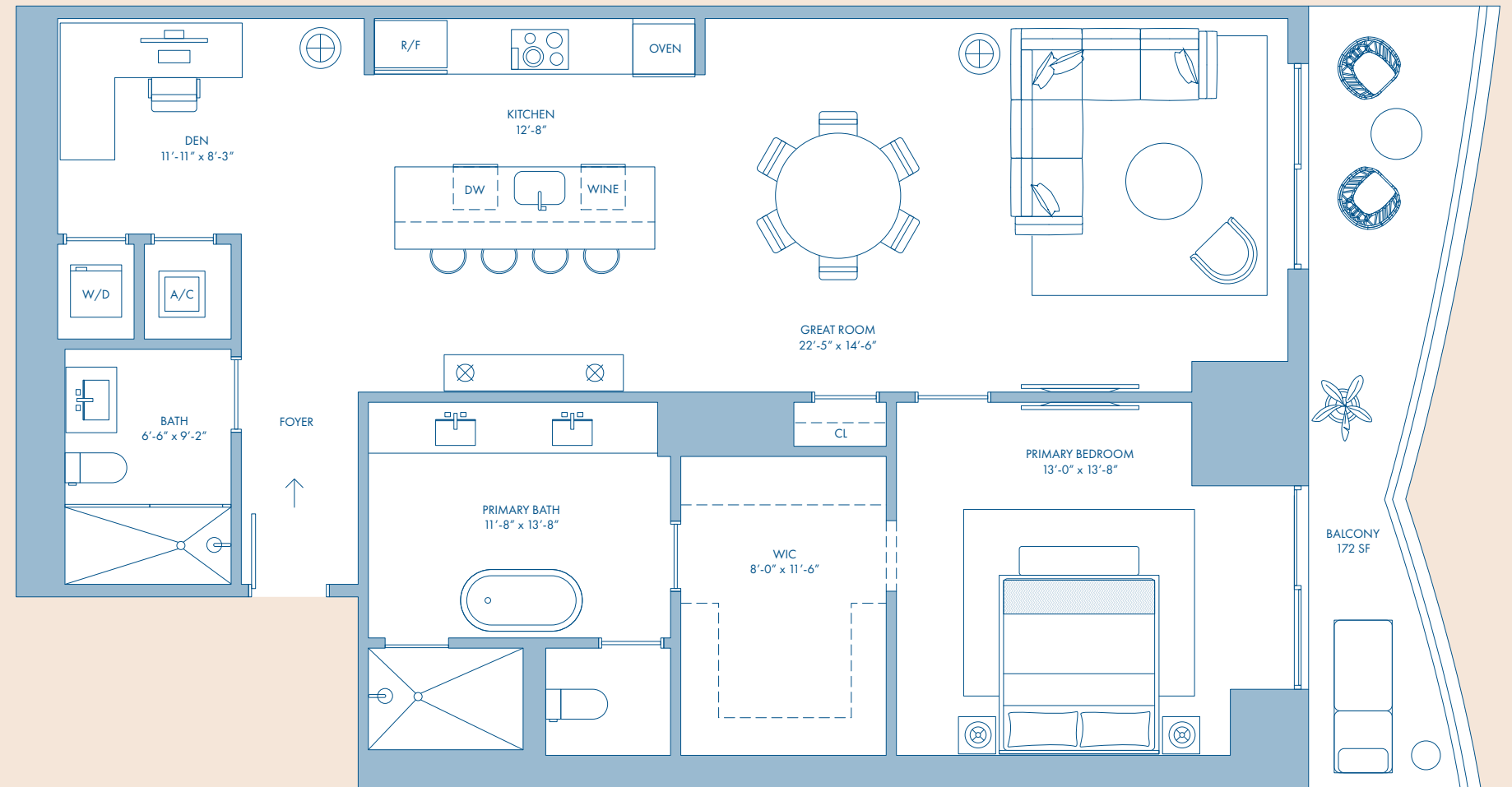
# RESIDENCE 02

LEVEL 9-18

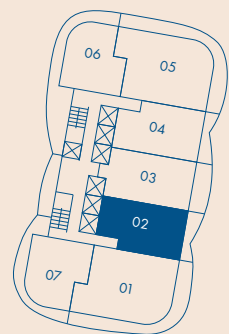
1 Bedroom  
Den  
2 Bathrooms

INTERIOR AREA  
1,454 SQ. FT. / 135 SQ. M.

TERRACE AREA  
172 SQ. FT. / 16 SQ. M.



BRICKELL SKYLINE



BISCAYNE BAY



NOT TO SCALE

Stated square footages and dimensions are measured to the exterior boundaries of the exterior walls and the centerline of interior demising walls and in fact vary from the square footage and dimensions that would be determined by using the description and definition of the "Unit" set forth in the Declaration (which generally only includes the interior airspace between the perimeter walls and excludes all interior structural components and other common elements). This method is generally used in sales materials and is provided to allow a prospective buyer to compare the Units with units in other condominium projects that utilize the same method. For your reference, the area of the Unit, determined in accordance with these defined unit boundaries, is set forth on Exhibit "3" to the Declaration. Measurements of rooms set forth on this floor plan are generally taken at the farthest points of each given room (as if the room were a perfect rectangle), without regard for any cutouts or variations. Accordingly, the area of the actual room will typically be smaller than the product obtained by multiplying the stated length and width. All dimensions are estimates which will vary with actual construction, and all floor plans, specifications and other development plans are subject to change and will not necessarily accurately reflect the final plans and specifications for the development. All depictions of appliances, counters, soffits, floor coverings and other matters of detail, including, without limitation, items of finish and decoration, are conceptual only and are not necessarily included in each Unit. 🏠

# RESIDENCE 02

2 Bedrooms  
Den  
3 Bathrooms

LEVEL 19-36

INTERIOR AREA

2,097 SQ. FT. / 195 SQ. M.

TERRACE AREA

281 SQ. FT. / 26 SQ. M.

LEVEL 38-61

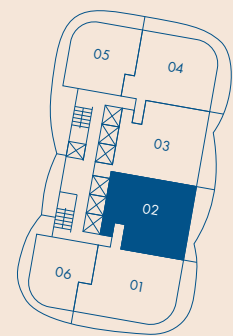
INTERIOR AREA

2,077 SQ. FT. / 193 SQ. M.

TERRACE AREA

281 SQ. FT. / 26 SQ. M.

BRICKELL SKYLINE

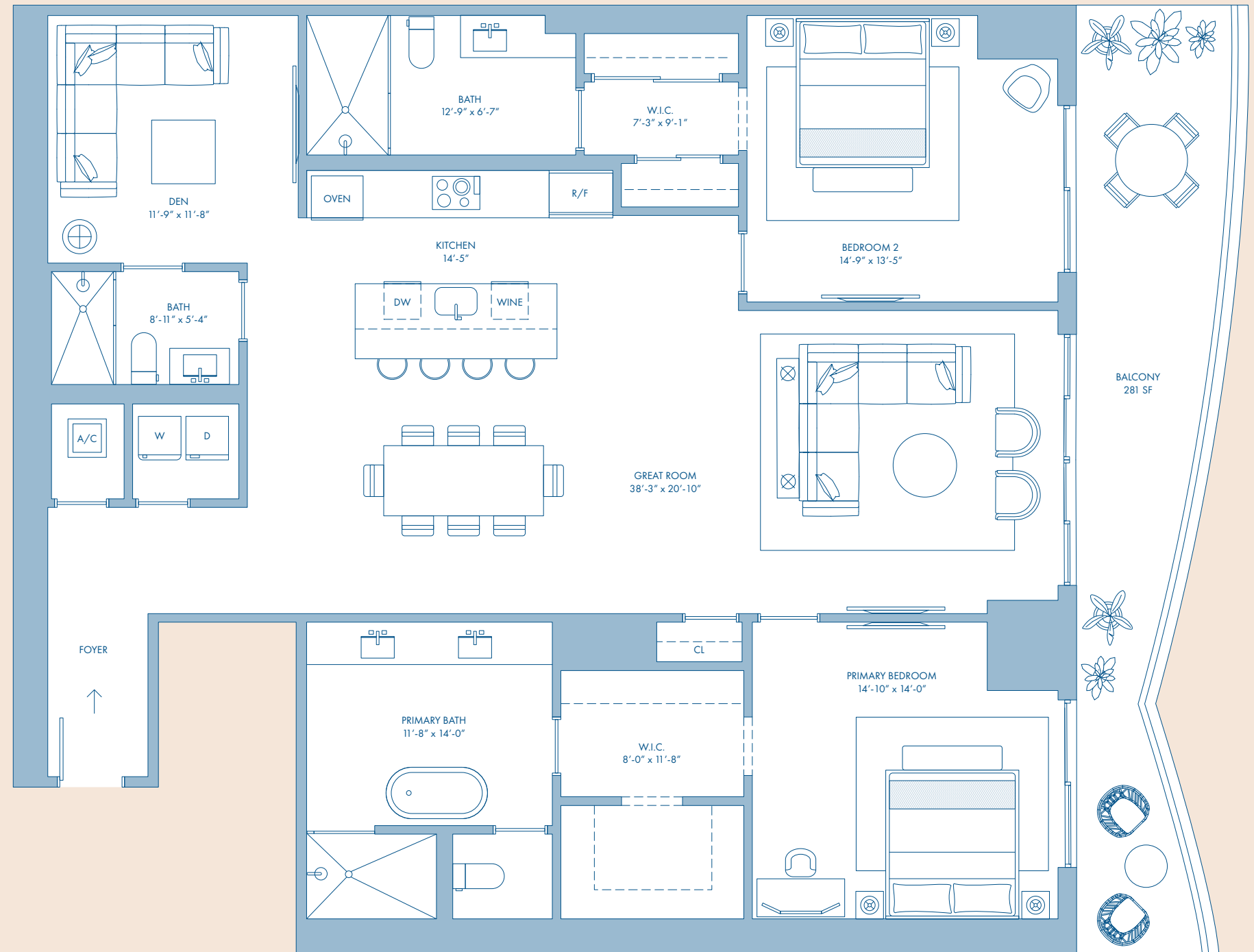


BISCAYNE BAY



NOT TO SCALE

Stated square footages and dimensions are measured to the exterior boundaries of the exterior walls and the centerline of interior demising walls and in fact vary from the square footage and dimensions that would be determined by using the description and definition of the "Unit" set forth in the Declaration (which generally only includes the interior airspace between the perimeter walls and excludes all interior structural components and other common elements). This method is generally used in sales materials and is provided to allow a prospective buyer to compare the Units with units in other condominium projects that utilize the same method. For your reference, the area of the Unit, determined in accordance with these defined unit boundaries, is set forth on Exhibit "3" to the Declaration. Measurements of rooms set forth on this floor plan are generally taken at the farthest points of each given room (as if the room were a perfect rectangle), without regard for any cutouts or variations. Accordingly, the area of the actual room will typically be smaller than the product obtained by multiplying the stated length and width. All dimensions are estimates which will vary with actual construction, and all floor plans, specifications and other development plans are subject to change and will not necessarily accurately reflect the final plans and specifications for the development. All depictions of appliances, counters, soffits, floor coverings and other matters of detail, including, without limitation, items of finish and decoration, are conceptual only and are not necessarily included in each Unit. 🏠





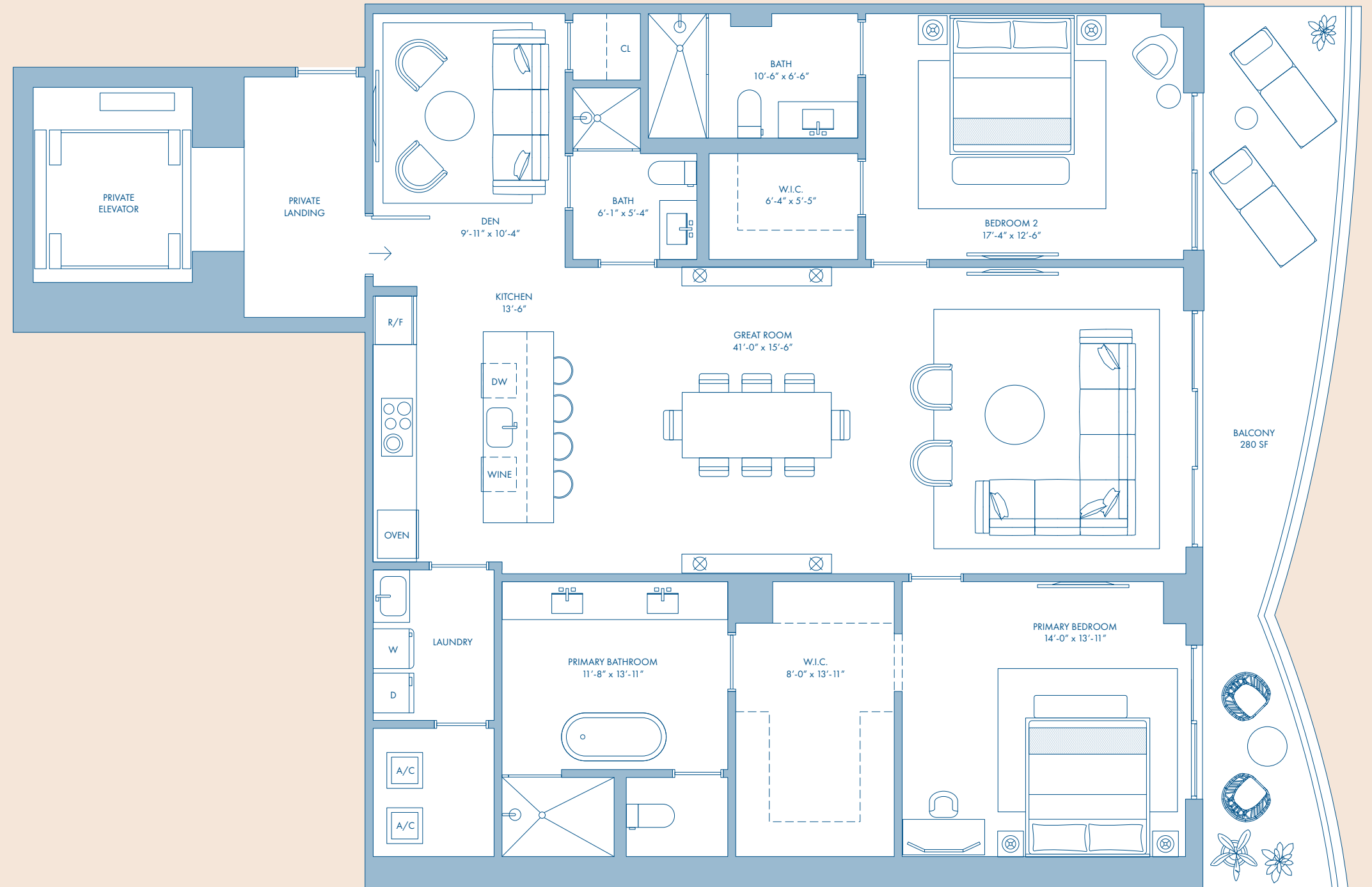
# RESIDENCE 02

LEVEL 62-78

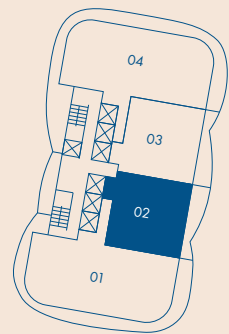
2 Bedrooms  
Den  
3 Bathrooms

INTERIOR AREA  
2,010 SQ. FT. / 187 SQ. M.

TERRACE AREA  
280 SQ. FT. / 26 SQ. M.



BRICKELL SKYLINE



BISCAYNE BAY



NOT TO SCALE

Stated square footages and dimensions are measured to the exterior boundaries of the exterior walls and the centerline of interior demising walls and in fact vary from the square footage and dimensions that would be determined by using the description and definition of the "Unit" set forth in the Declaration (which generally only includes the interior airspace between the perimeter walls and excludes all interior structural components and other common elements). This method is generally used in sales materials and is provided to allow a prospective buyer to compare the Units with units in other condominium projects that utilize the same method. For your reference, the area of the Unit, determined in accordance with these defined unit boundaries, is set forth on Exhibit "3" to the Declaration. Measurements of rooms set forth on this floor plan are generally taken at the farthest points of each given room (as if the room were a perfect rectangle), without regard for any cutouts or variations. Accordingly, the area of the actual room will typically be smaller than the product obtained by multiplying the stated length and width. All dimensions are estimates which will vary with actual construction, and all floor plans, specifications and other development plans are subject to change and will not necessarily accurately reflect the final plans and specifications for the development. All depictions of appliances, counters, soffits, floor coverings and other matters of detail, including, without limitation, items of finish and decoration, are conceptual only and are not necessarily included in each Unit. 🏠



# RESIDENCE 03

LEVEL 8

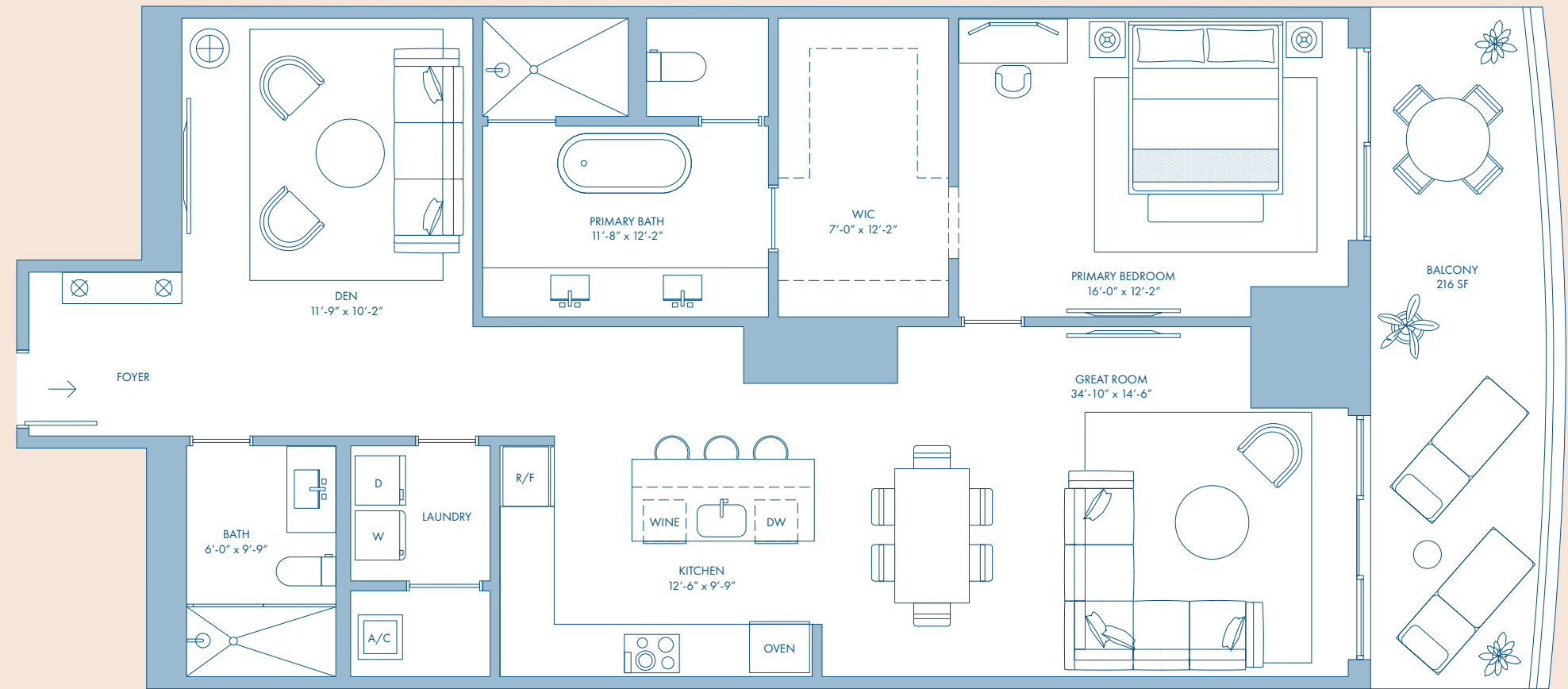
1 Bedroom  
Den  
2 Bathrooms

INTERIOR AREA

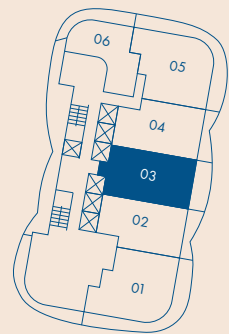
1,441 SQ. FT. / 134 SQ. M.

TERRACE AREA

216 SQ. FT. / 20 SQ. M.



BRICKELL SKYLINE



BISCAYNE BAY



NOT TO SCALE

Stated square footages and dimensions are measured to the exterior boundaries of the exterior walls and the centerline of interior demising walls and in fact vary from the square footage and dimensions that would be determined by using the description and definition of the "Unit" set forth in the Declaration (which generally only includes the interior airspace between the perimeter walls and excludes all interior structural components and other common elements). This method is generally used in sales materials and is provided to allow a prospective buyer to compare the Units with units in other condominium projects that utilize the same method. For your reference, the area of the Unit, determined in accordance with these defined unit boundaries, is set forth on Exhibit "3" to the Declaration. Measurements of rooms set forth on this floor plan are generally taken at the farthest points of each given room (as if the room were a perfect rectangle), without regard for any cutouts or variations. Accordingly, the area of the actual room will typically be smaller than the product obtained by multiplying the stated length and width. All dimensions are estimates which will vary with actual construction, and all floor plans, specifications and other development plans are subject to change and will not necessarily accurately reflect the final plans and specifications for the development. All depictions of appliances, counters, soffits, floor coverings and other matters of detail, including, without limitation, items of finish and decoration, are conceptual only and are not necessarily included in each Unit. 🏠

# RESIDENCE 03

LEVEL 9-18

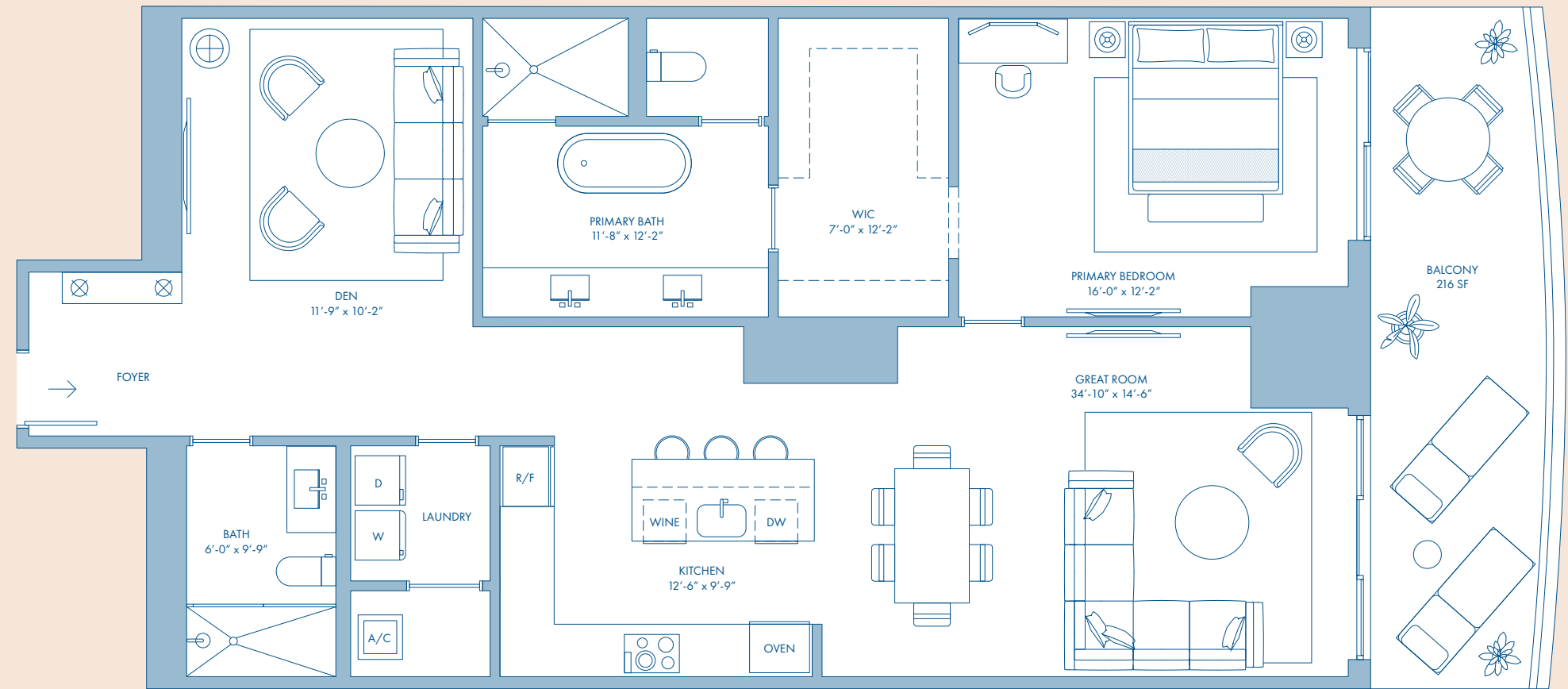
1 Bedroom  
Den  
2 Bathrooms

INTERIOR AREA

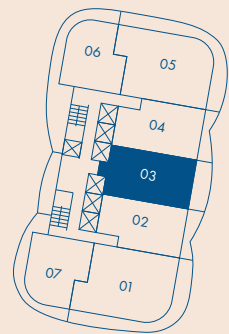
1,441 SQ. FT. / 134 SQ. M.

TERRACE AREA

216 SQ. FT. / 20 SQ. M.



BRICKELL SKYLINE



BISCAYNE BAY



NOT TO SCALE

Stated square footages and dimensions are measured to the exterior boundaries of the exterior walls and the centerline of interior demising walls and in fact vary from the square footage and dimensions that would be determined by using the description and definition of the "Unit" set forth in the Declaration (which generally only includes the interior airspace between the perimeter walls and excludes all interior structural components and other common elements). This method is generally used in sales materials and is provided to allow a prospective buyer to compare the Units with units in other condominium projects that utilize the same method. For your reference, the area of the Unit, determined in accordance with these defined unit boundaries, is set forth on Exhibit "3" to the Declaration. Measurements of rooms set forth on this floor plan are generally taken at the farthest points of each given room (as if the room were a perfect rectangle), without regard for any cutouts or variations. Accordingly, the area of the actual room will typically be smaller than the product obtained by multiplying the stated length and width. All dimensions are estimates which will vary with actual construction, and all floor plans, specifications and other development plans are subject to change and will not necessarily accurately reflect the final plans and specifications for the development. All depictions of appliances, counters, soffits, floor coverings and other matters of detail, including, without limitation, items of finish and decoration, are conceptual only and are not necessarily included in each Unit. 🏠

# RESIDENCE 03

2 Bedrooms  
Den  
3 Bathrooms

LEVEL 19-36

INTERIOR AREA  
2,170 SQ. FT. / 202 SQ. M.

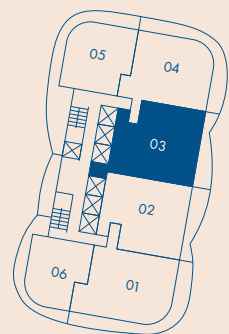
TERRACE AREA  
280 SQ. FT. / 26 SQ. M.

LEVEL 38-61

INTERIOR AREA  
2,151 SQ. FT. / 200 SQ. M.

TERRACE AREA  
280 SQ. FT. / 26 SQ. M.

BRICKELL SKYLINE

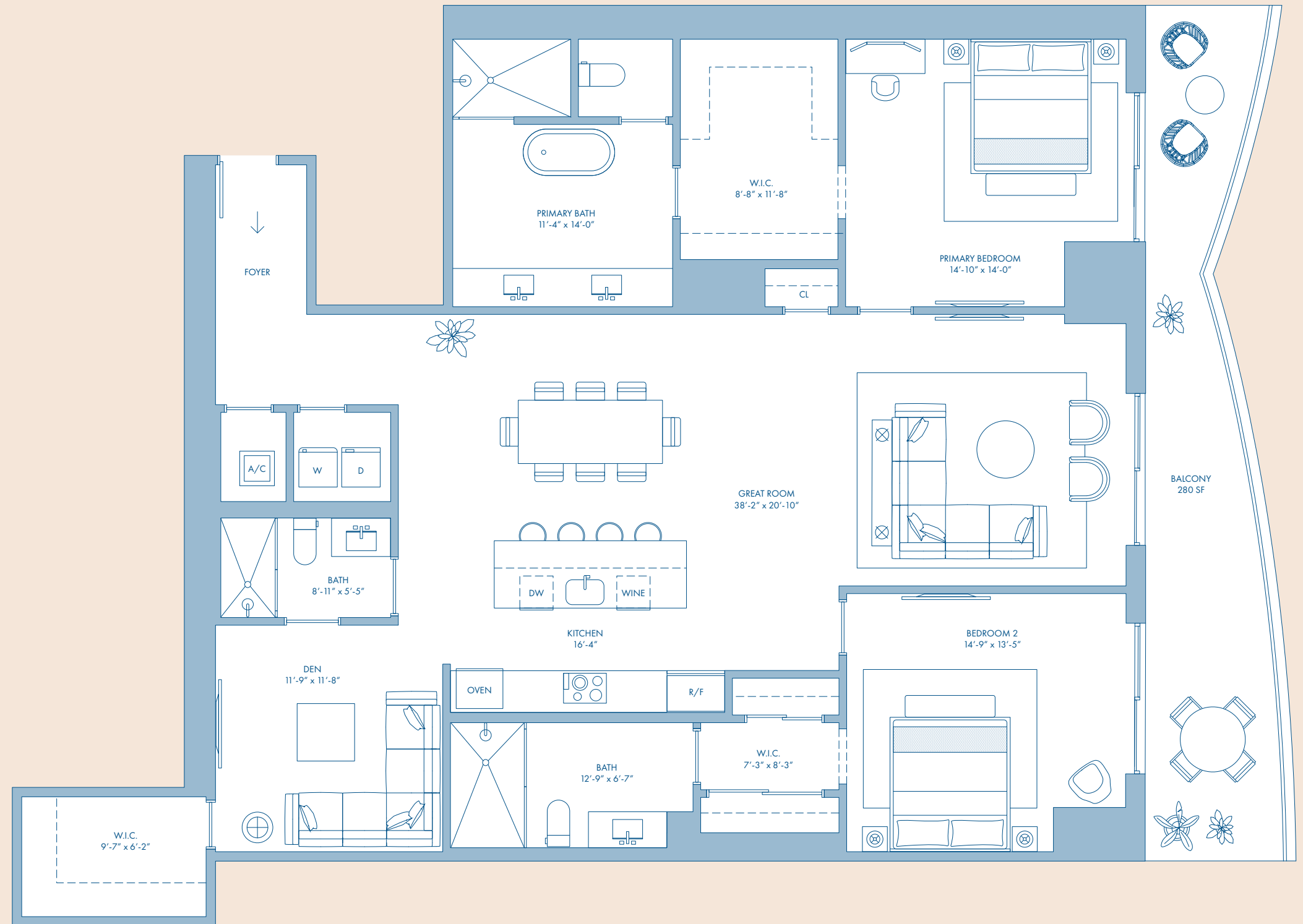


BISCAYNE BAY



NOT TO SCALE

Stated square footages and dimensions are measured to the exterior boundaries of the exterior walls and the centerline of interior demising walls and in fact vary from the square footage and dimensions that would be determined by using the description and definition of the "Unit" set forth in the Declaration (which generally only includes the interior airspace between the perimeter walls and excludes all interior structural components and other common elements). This method is generally used in sales materials and is provided to allow a prospective buyer to compare the Units with units in other condominium projects that utilize the same method. For your reference, the area of the Unit, determined in accordance with these defined unit boundaries, is set forth on Exhibit "3" to the Declaration. Measurements of rooms set forth on this floor plan are generally taken at the farthest points of each given room (as if the room were a perfect rectangle), without regard for any cutouts or variations. Accordingly, the area of the actual room will typically be smaller than the product obtained by multiplying the stated length and width. All dimensions are estimates which will vary with actual construction, and all floor plans, specifications and other development plans are subject to change and will not necessarily accurately reflect the final plans and specifications for the development. All depictions of appliances, counters, soffits, floor coverings and other matters of detail, including, without limitation, items of finish and decoration, are conceptual only and are not necessarily included in each Unit. 🏠



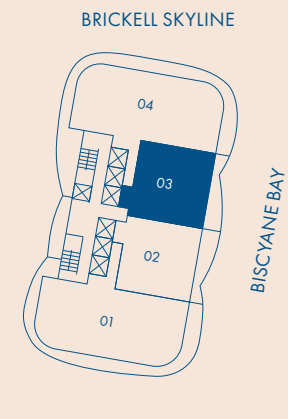
# RESIDENCE 03

LEVEL 62-78

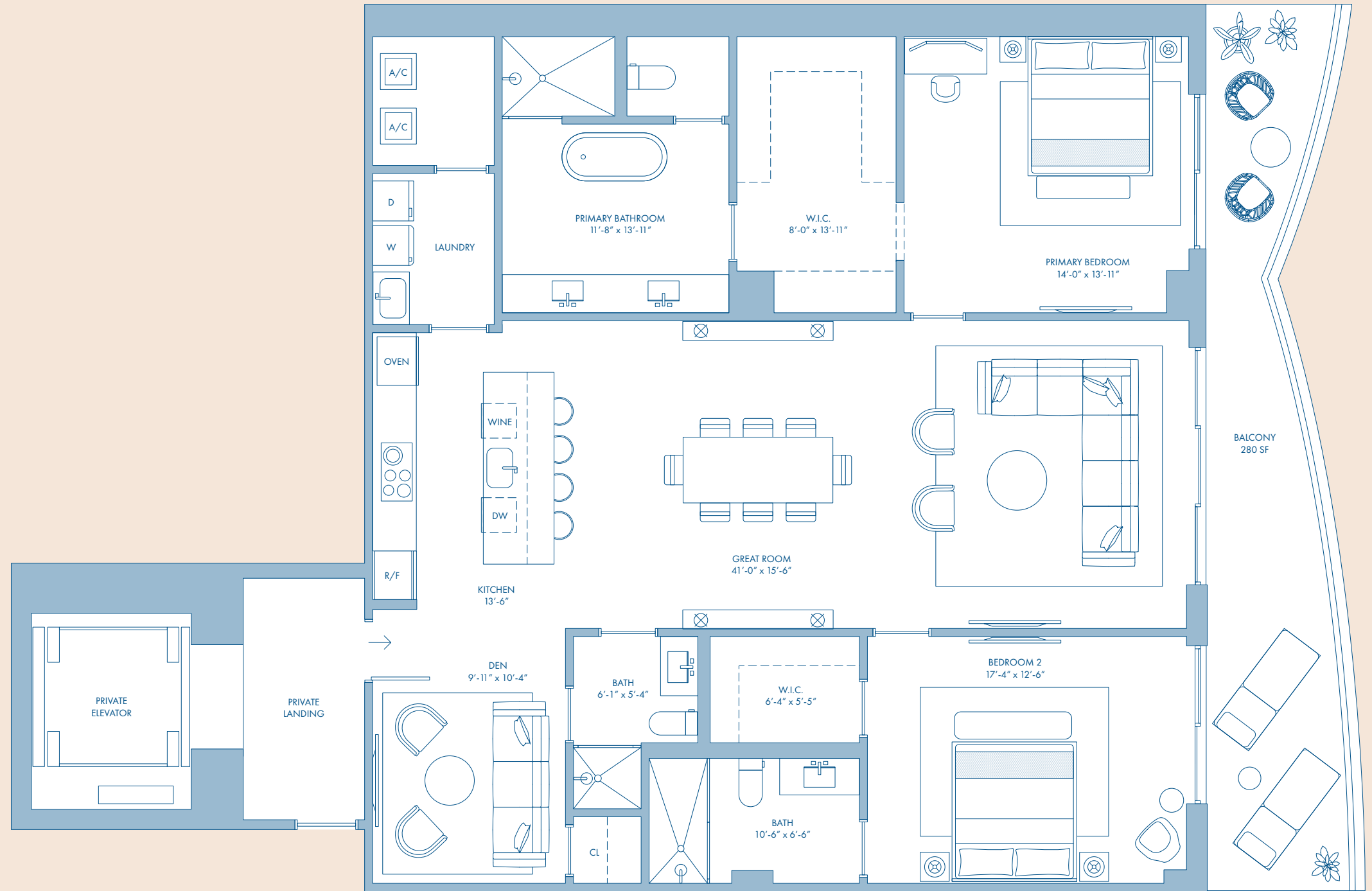
2 Bedrooms  
Den  
3 Bathrooms

INTERIOR AREA  
2,010 SQ. FT. / 187 SQ. M.

TERRACE AREA  
280 SQ. FT. / 26 SQ. M.



NOT TO SCALE



Stated square footages and dimensions are measured to the exterior boundaries of the exterior walls and the centerline of interior demising walls and in fact vary from the square footage and dimensions that would be determined by using the description and definition of the "Unit" set forth in the Declaration (which generally only includes the interior airspace between the perimeter walls and excludes all interior structural components and other common elements). This method is generally used in sales materials and is provided to allow a prospective buyer to compare the Units with units in other condominium projects that utilize the same method. For your reference, the area of the Unit, determined in accordance with these defined unit boundaries, is set forth on Exhibit "3" to the Declaration. Measurements of rooms set forth on this floor plan are generally taken at the farthest points of each given room (as if the room were a perfect rectangle), without regard for any cutouts or variations. Accordingly, the area of the actual room will typically be smaller than the product obtained by multiplying the stated length and width. All dimensions are estimates which will vary with actual construction, and all floor plans, specifications and other development plans are subject to change and will not necessarily accurately reflect the final plans and specifications for the development. All depictions of appliances, counters, soffits, floor coverings and other matters of detail, including, without limitation, items of finish and decoration, are conceptual only and are not necessarily included in each Unit. 🏠

# RESIDENCE 04

LEVEL 8

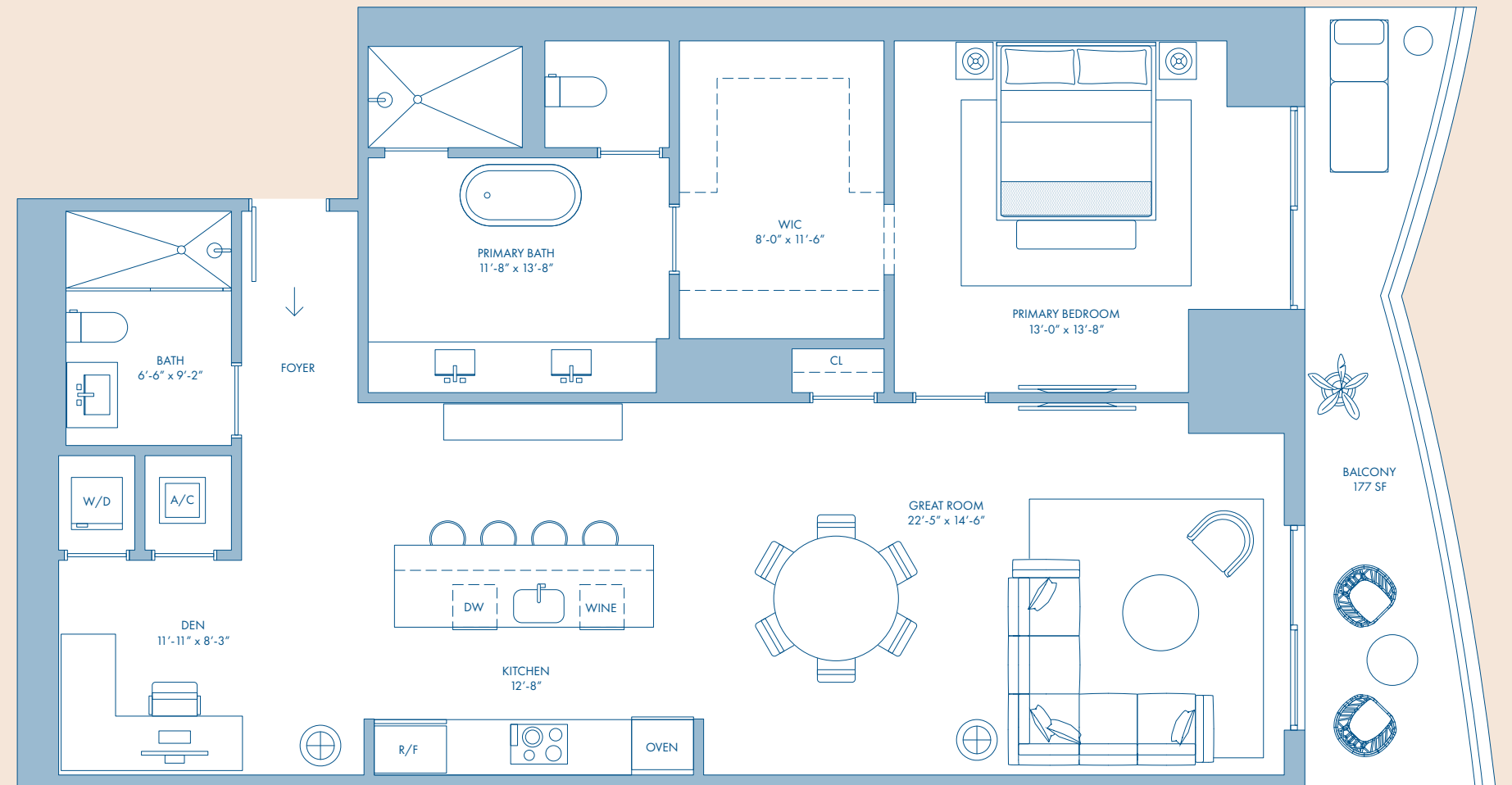
1 Bedroom  
Den  
2 Bathrooms

INTERIOR AREA

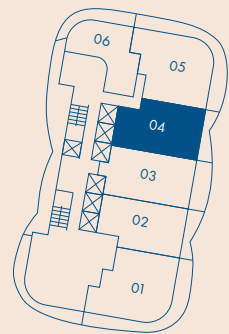
1,454 SQ. FT. / 135 SQ. M.

TERRACE AREA

173 SQ. FT. / 16 SQ. M.



BRICKELL SKYLINE



BISCAYNE BAY



NOT TO SCALE

Stated square footages and dimensions are measured to the exterior boundaries of the exterior walls and the centerline of interior demising walls and in fact vary from the square footage and dimensions that would be determined by using the description and definition of the "Unit" set forth in the Declaration (which generally only includes the interior airspace between the perimeter walls and excludes all interior structural components and other common elements). This method is generally used in sales materials and is provided to allow a prospective buyer to compare the Units with units in other condominium projects that utilize the same method. For your reference, the area of the Unit, determined in accordance with these defined unit boundaries, is set forth on Exhibit "3" to the Declaration. Measurements of rooms set forth on this floor plan are generally taken at the farthest points of each given room (as if the room were a perfect rectangle), without regard for any cutouts or variations. Accordingly, the area of the actual room will typically be smaller than the product obtained by multiplying the stated length and width. All dimensions are estimates which will vary with actual construction, and all floor plans, specifications and other development plans are subject to change and will not necessarily accurately reflect the final plans and specifications for the development. All depictions of appliances, counters, soffits, floor coverings and other matters of detail, including, without limitation, items of finish and decoration, are conceptual only and are not necessarily included in each Unit. 🏠

# RESIDENCE 04

LEVEL 9-18

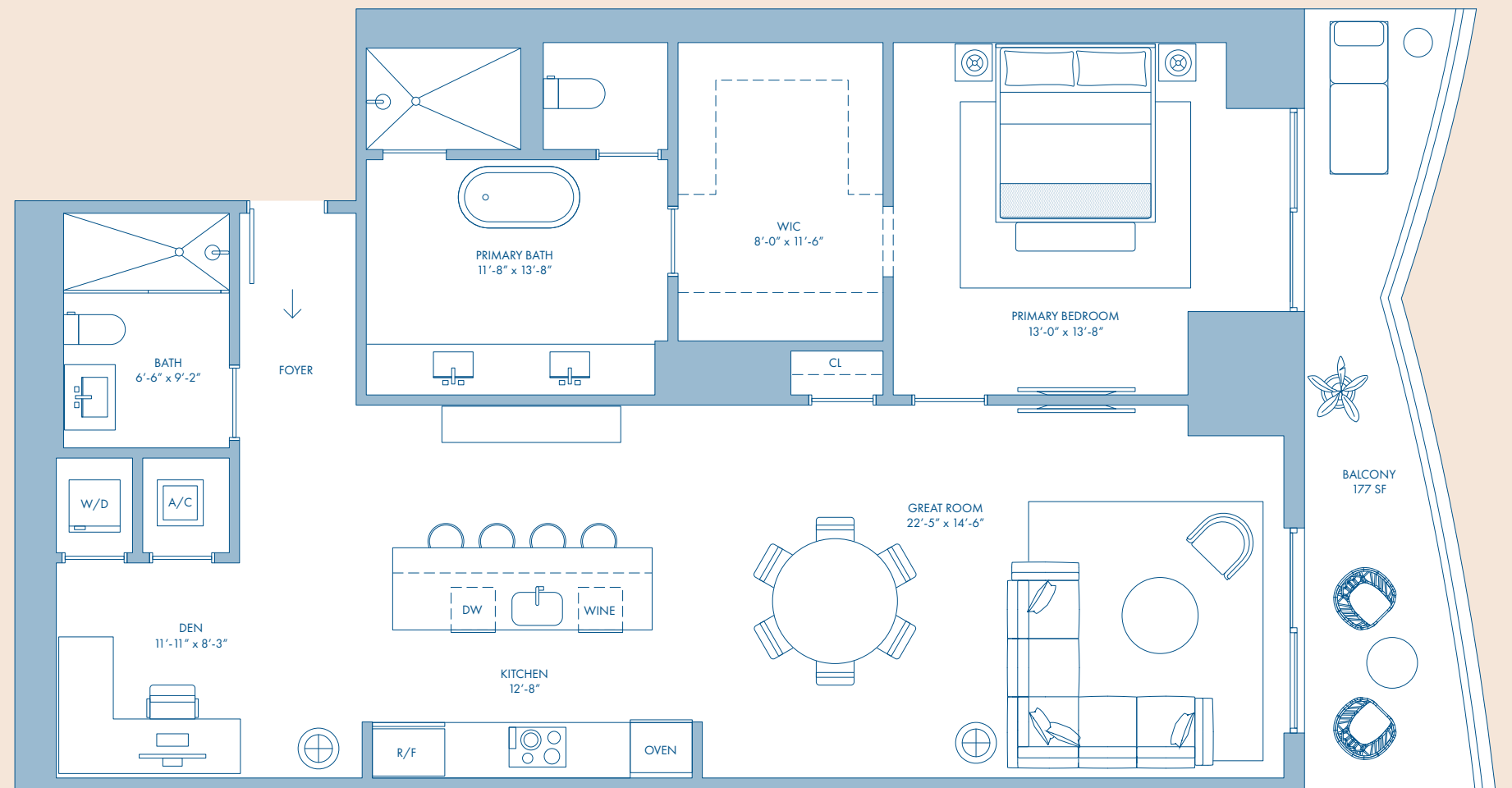
1 Bedroom  
Den  
2 Bathrooms

INTERIOR AREA

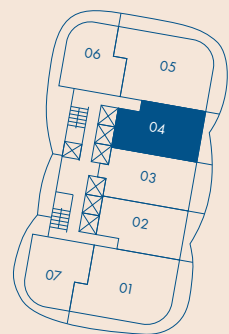
1,454 SQ. FT. / 135 SQ. M.

TERRACE AREA

177 SQ. FT. / 16 SQ. M.



BRICKELL SKYLINE



BISCAYNE BAY



NOT TO SCALE

Stated square footages and dimensions are measured to the exterior boundaries of the exterior walls and the centerline of interior demising walls and in fact vary from the square footage and dimensions that would be determined by using the description and definition of the "Unit" set forth in the Declaration (which generally only includes the interior airspace between the perimeter walls and excludes all interior structural components and other common elements). This method is generally used in sales materials and is provided to allow a prospective buyer to compare the Units with units in other condominium projects that utilize the same method. For your reference, the area of the Unit, determined in accordance with these defined unit boundaries, is set forth on Exhibit "3" to the Declaration. Measurements of rooms set forth on this floor plan are generally taken at the farthest points of each given room (as if the room were a perfect rectangle), without regard for any cutouts or variations. Accordingly, the area of the actual room will typically be smaller than the product obtained by multiplying the stated length and width. All dimensions are estimates which will vary with actual construction, and all floor plans, specifications and other development plans are subject to change and will not necessarily accurately reflect the final plans and specifications for the development. All depictions of appliances, counters, soffits, floor coverings and other matters of detail, including, without limitation, items of finish and decoration, are conceptual only and are not necessarily included in each Unit. 🏠

# RESIDENCE 04

2 Bedrooms  
Den  
3 Bathrooms

LEVEL 19-36

INTERIOR AREA

1,824 SQ. FT. / 169 SQ. M.

TERRACE AREA

514 SQ. FT. / 48 SQ. M.

LEVEL 38-61

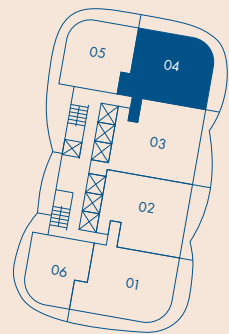
INTERIOR AREA

1,869 SQ. FT. / 174 SQ. M.

TERRACE AREA

513 SQ. FT. / 48 SQ. M.

BRICKELL SKYLINE

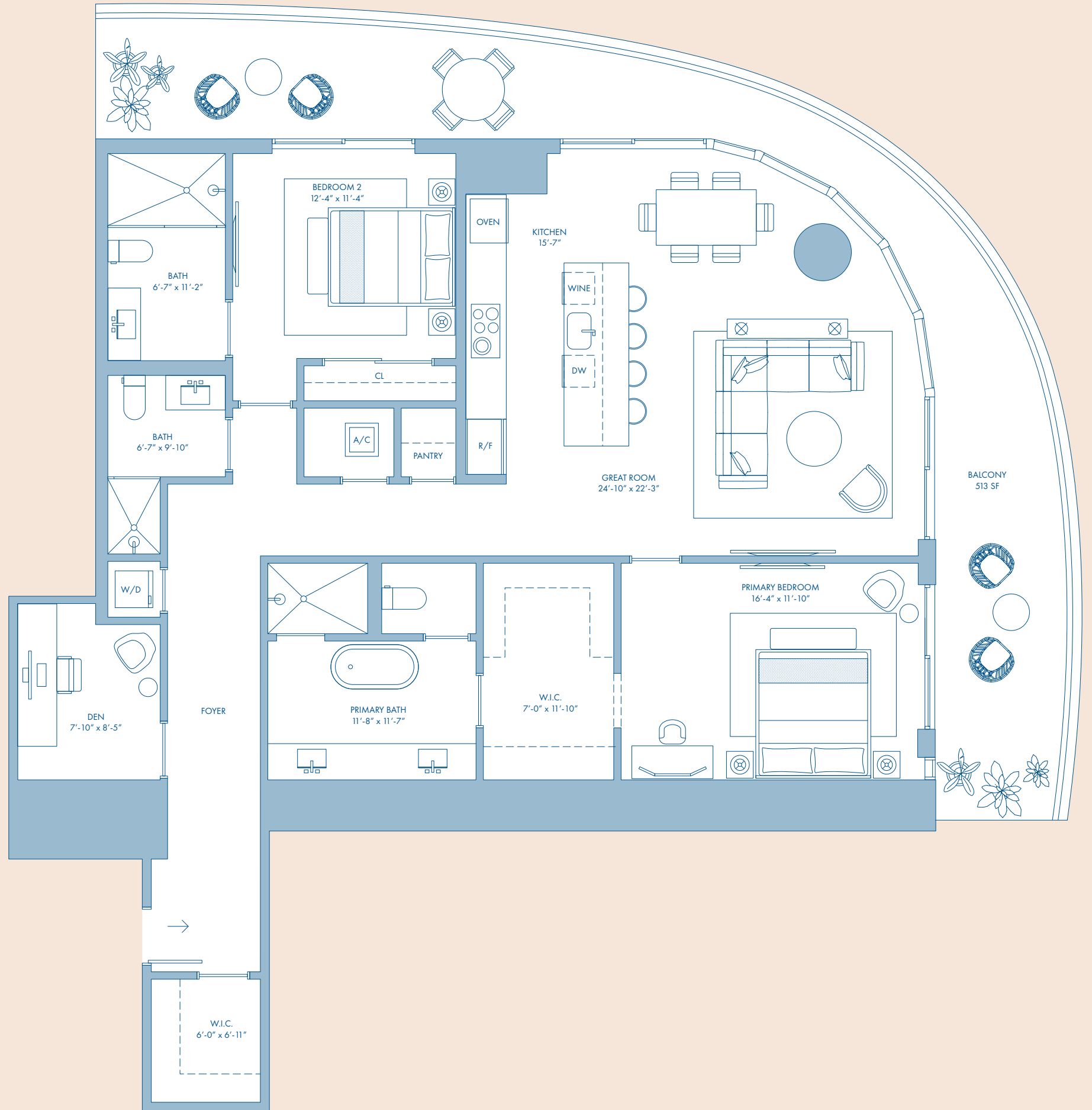


BISCAYNE BAY



NOT TO SCALE

Stated square footages and dimensions are measured to the exterior boundaries of the exterior walls and the centerline of interior demising walls and in fact vary from the square footage and dimensions that would be determined by using the description and definition of the "Unit" set forth in the Declaration (which generally only includes the interior airspace between the perimeter walls and excludes all interior structural components and other common elements). This method is generally used in sales materials and is provided to allow a prospective buyer to compare the Units with units in other condominium projects that utilize the same method. For your reference, the area of the Unit, determined in accordance with these defined unit boundaries, is set forth on Exhibit "3" to the Declaration. Measurements of rooms set forth on this floor plan are generally taken at the farthest points of each given room (as if the room were a perfect rectangle), without regard for any cutouts or variations. Accordingly, the area of the actual room will typically be smaller than the product obtained by multiplying the stated length and width. All dimensions are estimates which will vary with actual construction, and all floor plans, specifications and other development plans are subject to change and will not necessarily accurately reflect the final plans and specifications for the development. All depictions of appliances, counters, soffits, floor coverings and other matters of detail, including, without limitation, items of finish and decoration, are conceptual only and are not necessarily included in each Unit.





# RESIDENCE 04

LEVEL 62-78

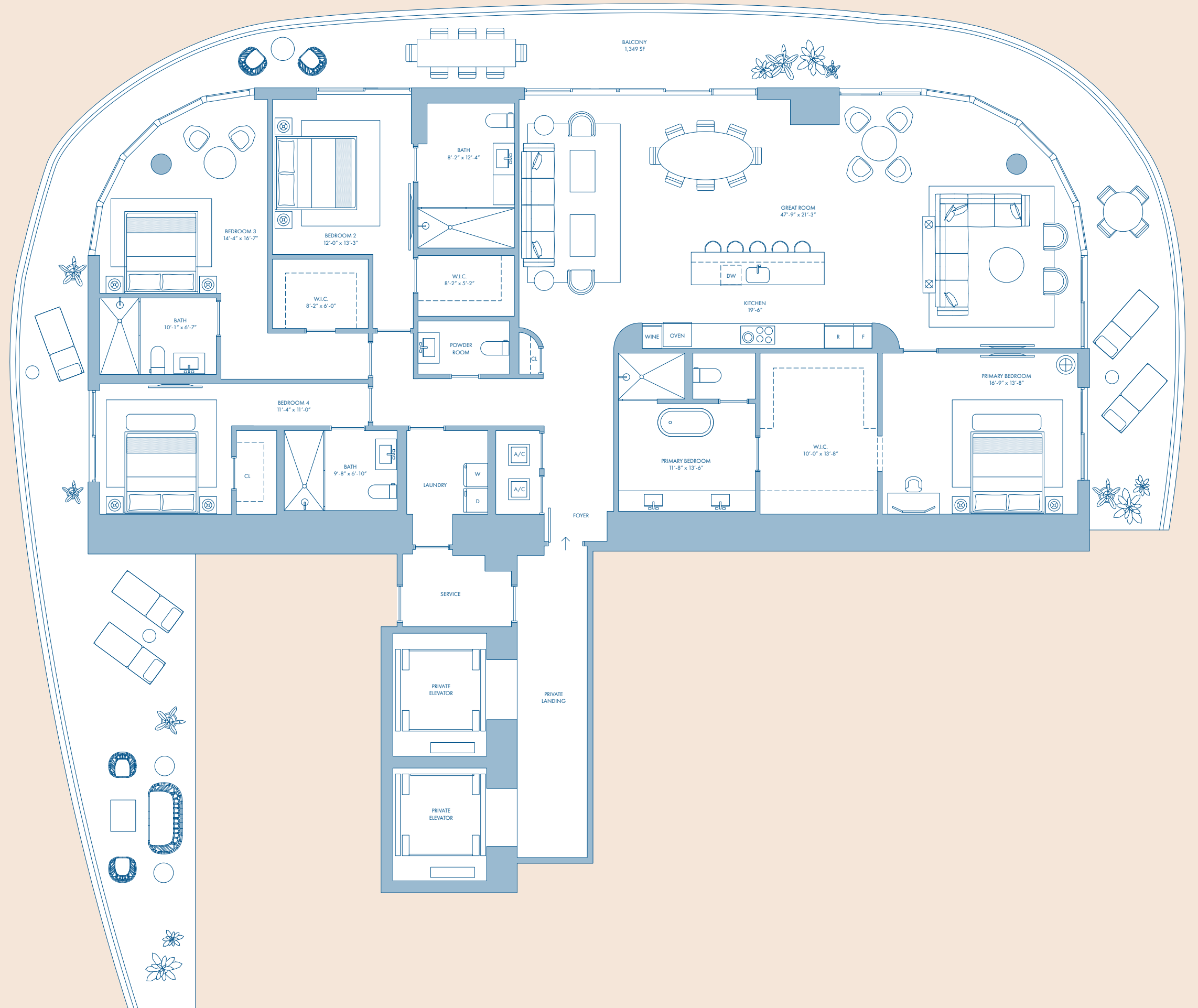
4 Bedrooms  
4 Bathrooms  
1 Powder Room  
Service Quarters

INTERIOR AREA

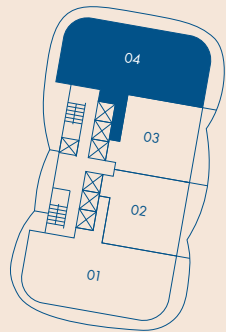
3,494 SQ. FT. / 325 SQ. M.

TERRACE AREA

1,558 SQ. FT. / 145 SQ. M.



BRICKELL SKYLINE



BISCAYNE BAY



NOT TO SCALE

Stated square footages and dimensions are measured to the exterior boundaries of the exterior walls and the centerline of interior demising walls and in fact vary from the square footage and dimensions that would be determined by using the description and definition of the "Unit" set forth in the Declaration (which generally only includes the interior airspace between the perimeter walls and excludes all interior structural components and other common elements). This method is generally used in sales materials and is provided to allow a prospective buyer to compare the Units with units in other condominium projects that utilize the same method. For your reference, the area of the Unit, determined in accordance with these defined unit boundaries, is set forth on Exhibit "3" to the Declaration. Measurements of rooms set forth on this floor plan are generally taken at the farthest points of each given room (as if the room were a perfect rectangle), without regard for any cutouts or variations. Accordingly, the area of the actual room will typically be smaller than the product obtained by multiplying the stated length and width. All dimensions are estimates which will vary with actual construction, and all floor plans, specifications and other development plans are subject to change and will not necessarily accurately reflect the final plans and specifications for the development. All depictions of appliances, counters, soffits, floor coverings and other matters of detail, including, without limitation, items of finish and decoration, are conceptual only and are not necessarily included in each Unit.

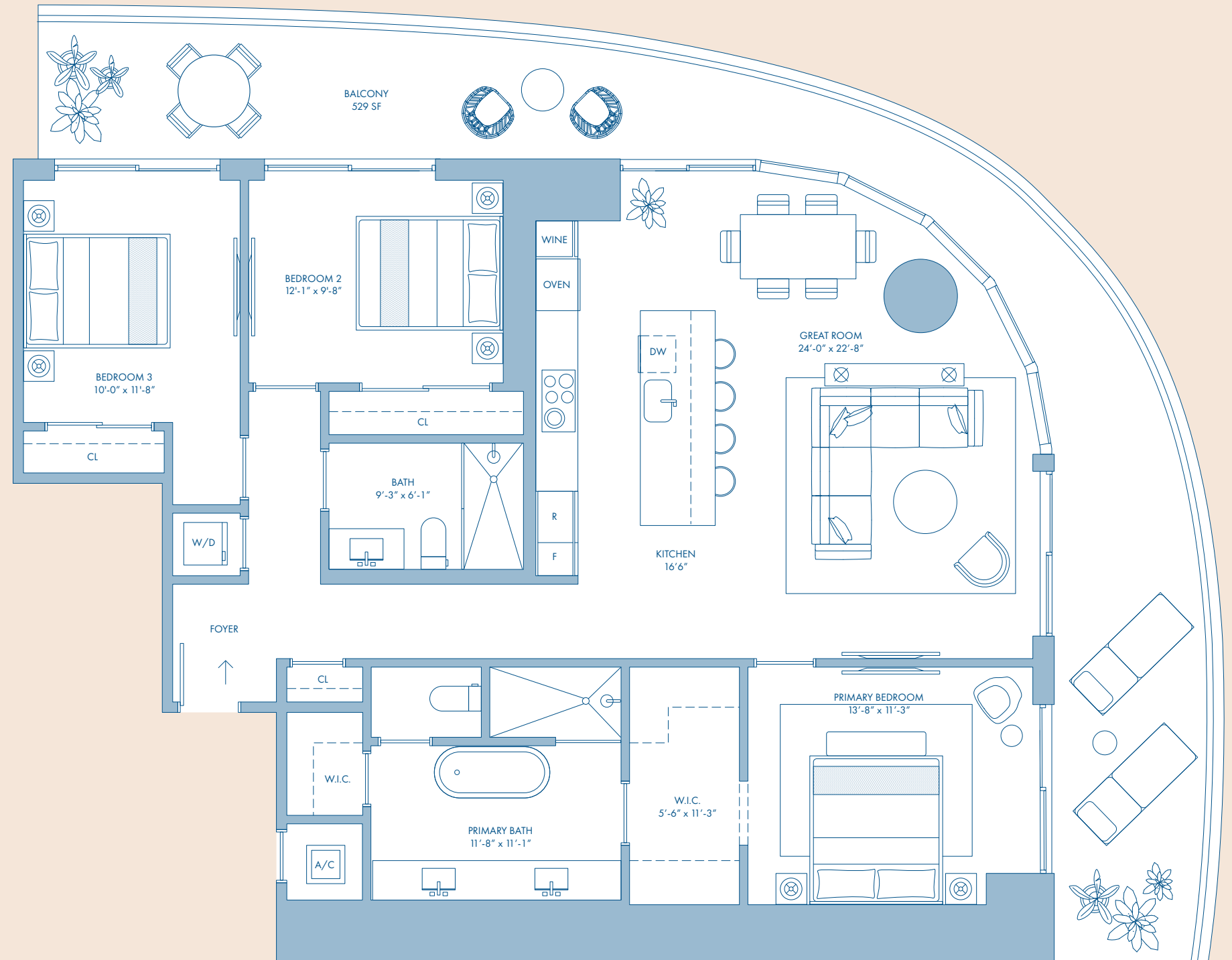
# RESIDENCE 05

LEVEL 8

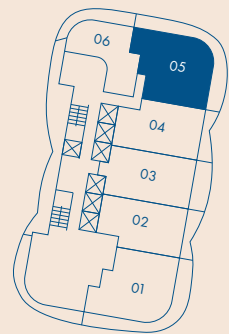
3 Bedrooms  
2 Bathrooms

INTERIOR AREA  
1,587 SQ. FT. / 147 SQ. M.

TERRACE AREA  
526 SQ. FT. / 49 SQ. M.



BRICKELL SKYLINE



NOT TO SCALE

Stated square footages and dimensions are measured to the exterior boundaries of the exterior walls and the centerline of interior demising walls and in fact vary from the square footage and dimensions that would be determined by using the description and definition of the "Unit" set forth in the Declaration (which generally only includes the interior airspace between the perimeter walls and excludes all interior structural components and other common elements). This method is generally used in sales materials and is provided to allow a prospective buyer to compare the Units with units in other condominium projects that utilize the same method. For your reference, the area of the Unit, determined in accordance with these defined unit boundaries, is set forth on Exhibit "3" to the Declaration. Measurements of rooms set forth on this floor plan are generally taken at the farthest points of each given room (as if the room were a perfect rectangle), without regard for any cutouts or variations. Accordingly, the area of the actual room will typically be smaller than the product obtained by multiplying the stated length and width. All dimensions are estimates which will vary with actual construction, and all floor plans, specifications and other development plans are subject to change and will not necessarily accurately reflect the final plans and specifications for the development. All depictions of appliances, counters, soffits, floor coverings and other matters of detail, including, without limitation, items of finish and decoration, are conceptual only and are not necessarily included in each Unit. 🏠

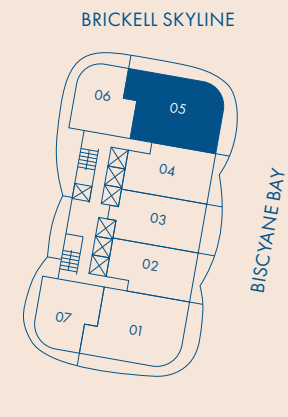
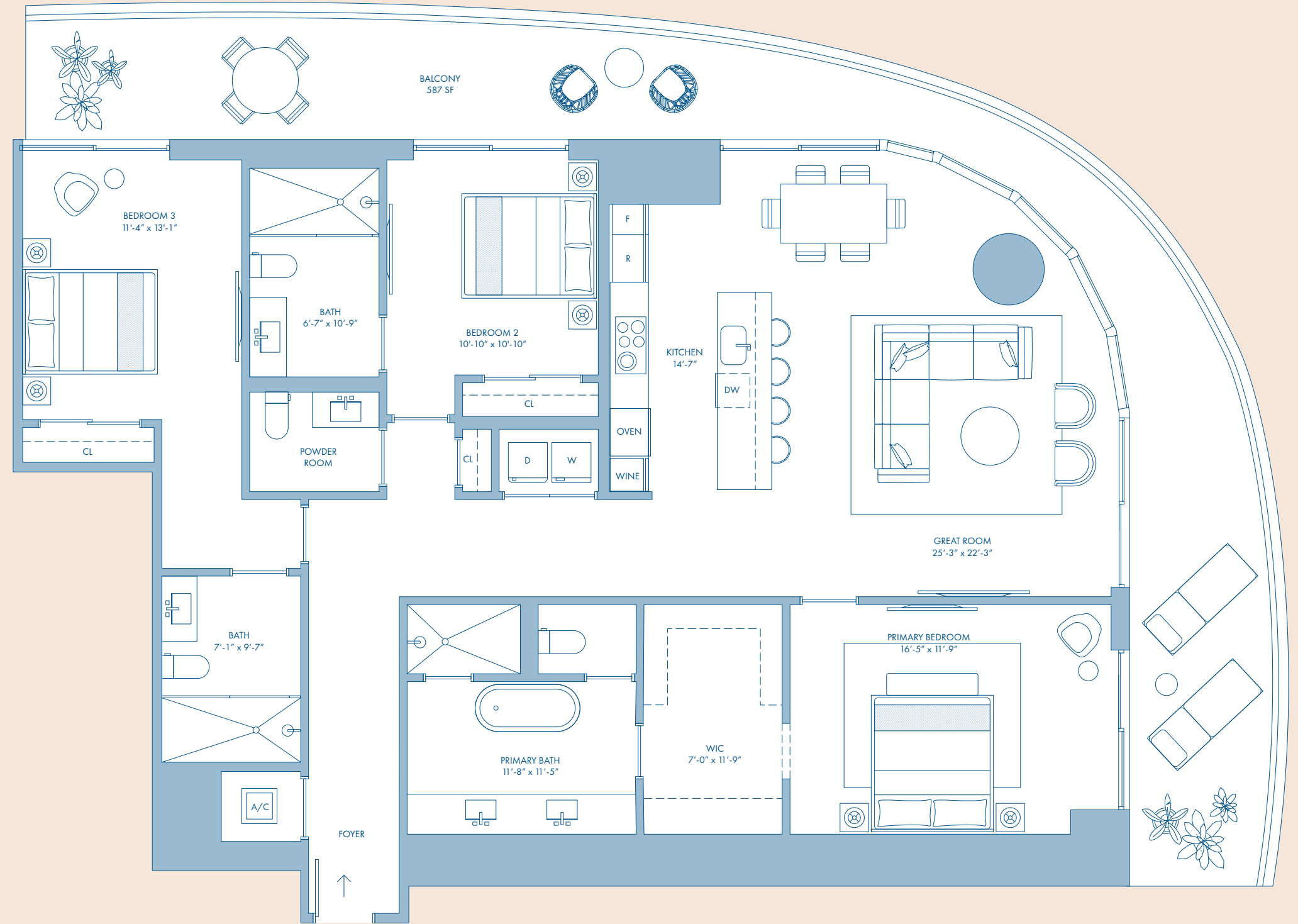
# RESIDENCE 05

LEVEL 9-18

3 Bedrooms  
3 Bathrooms  
1 Powder Room

INTERIOR AREA  
1,954 SQ. FT. / 182 SQ. M.

TERRACE AREA  
587 SQ. FT. / 55 SQ. M.



NOT TO SCALE

Stated square footages and dimensions are measured to the exterior boundaries of the exterior walls and the centerline of interior demising walls and in fact vary from the square footage and dimensions that would be determined by using the description and definition of the "Unit" set forth in the Declaration (which generally only includes the interior airspace between the perimeter walls and excludes all interior structural components and other common elements). This method is generally used in sales materials and is provided to allow a prospective buyer to compare the Units with units in other condominium projects that utilize the same method. For your reference, the area of the Unit, determined in accordance with these defined unit boundaries, is set forth on Exhibit "3" to the Declaration. Measurements of rooms set forth on this floor plan are generally taken at the farthest points of each given room (as if the room were a perfect rectangle), without regard for any cutouts or variations. Accordingly, the area of the actual room will typically be smaller than the product obtained by multiplying the stated length and width. All dimensions are estimates which will vary with actual construction, and all floor plans, specifications and other development plans are subject to change and will not necessarily accurately reflect the final plans and specifications for the development. All depictions of appliances, counters, soffits, floor coverings and other matters of detail, including, without limitation, items of finish and decoration, are conceptual only and are not necessarily included in each Unit.

# RESIDENCE 05

2 Bedrooms  
Den  
2 Bathrooms  
1 Powder Room

LEVEL 19-37

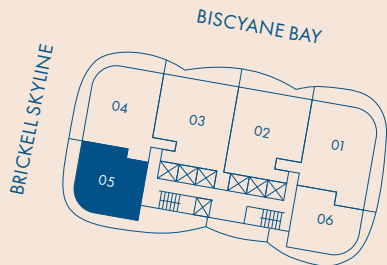
INTERIOR AREA  
1,405 SQ. FT. / 131 SQ. M.

TERRACE AREA  
834 SQ. FT. / 77 SQ. M.

LEVEL 38-61

INTERIOR AREA  
1,416 SQ. FT. / 132 SQ. M.

TERRACE AREA  
835 SQ. FT. / 77 SQ. M.



NOT TO SCALE

Stated square footages and dimensions are measured to the exterior boundaries of the exterior walls and the centerline of interior demising walls and in fact vary from the square footage and dimensions that would be determined by using the description and definition of the "Unit" set forth in the Declaration (which generally only includes the interior airspace between the perimeter walls and excludes all interior structural components and other common elements). This method is generally used in sales materials and is provided to allow a prospective buyer to compare the Units with units in other condominium projects that utilize the same method. For your reference, the area of the Unit, determined in accordance with these defined unit boundaries, is set forth on Exhibit "3" to the Declaration. Measurements of rooms set forth on this floor plan are generally taken at the farthest points of each given room (as if the room were a perfect rectangle), without regard for any cutouts or variations. Accordingly, the area of the actual room will typically be smaller than the product obtained by multiplying the stated length and width. All dimensions are estimates which will vary with actual construction, and all floor plans, specifications and other development plans are subject to change and will not necessarily accurately reflect the final plans and specifications for the development. All depictions of appliances, counters, soffits, floor coverings and other matters of detail, including, without limitation, items of finish and decoration, are conceptual only and are not necessarily included in each Unit.

# RESIDENCE 06

LEVEL 8

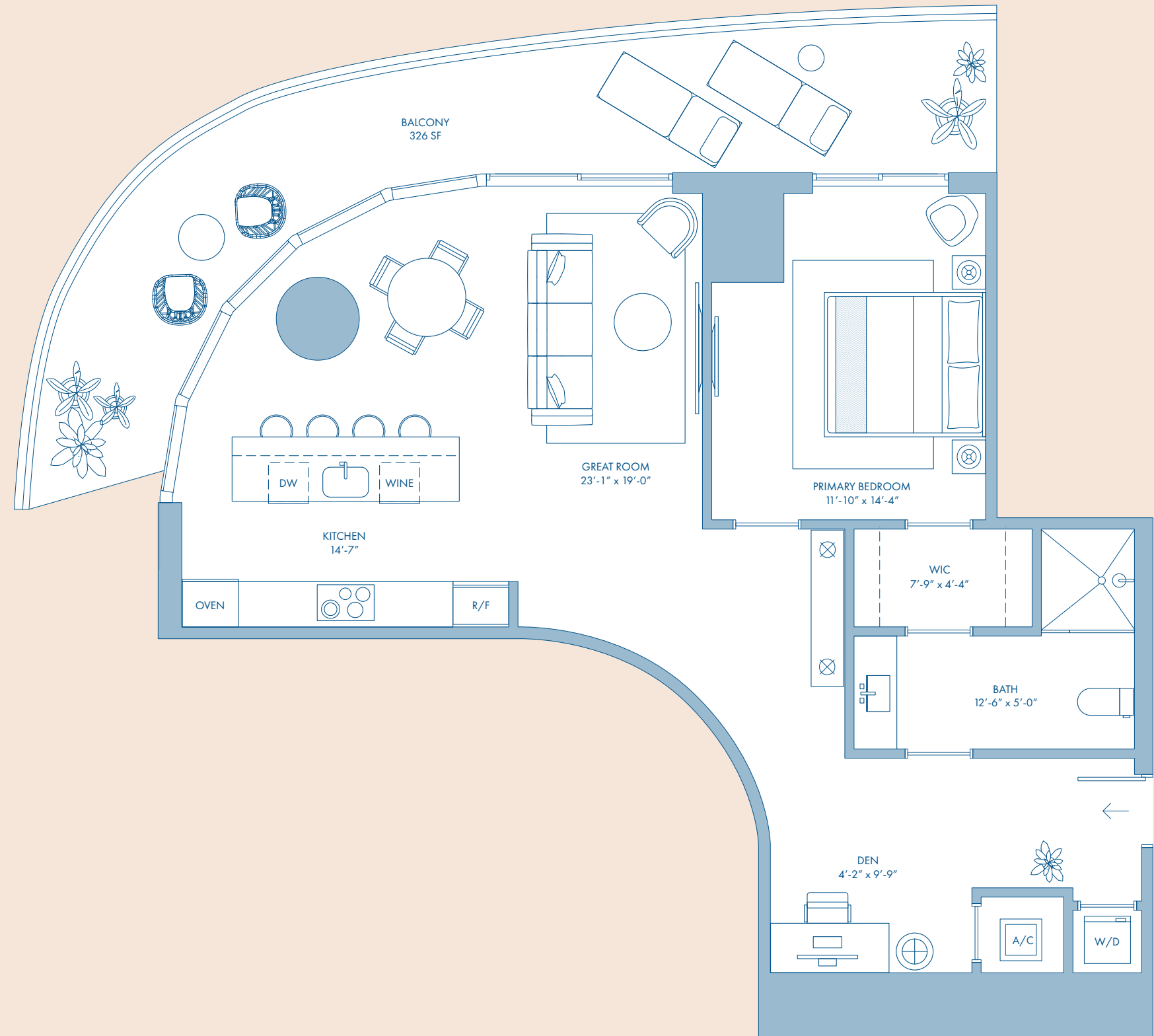
1 Bedroom  
Den  
1 Bathroom

INTERIOR AREA

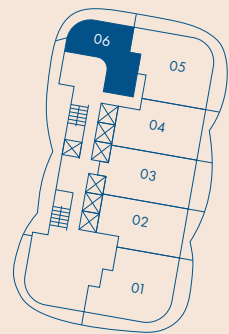
1,070 SQ. FT. / 99 SQ. M.

TERRACE AREA

326 SQ. FT. / 30 SQ. M.



BRICKELL SKYLINE



BISCAYNE BAY



NOT TO SCALE

Stated square footages and dimensions are measured to the exterior boundaries of the exterior walls and the centerline of interior demising walls and in fact vary from the square footage and dimensions that would be determined by using the description and definition of the "Unit" set forth in the Declaration (which generally only includes the interior airspace between the perimeter walls and excludes all interior structural components and other common elements). This method is generally used in sales materials and is provided to allow a prospective buyer to compare the Units with units in other condominium projects that utilize the same method. For your reference, the area of the Unit, determined in accordance with these defined unit boundaries, is set forth on Exhibit "3" to the Declaration. Measurements of rooms set forth on this floor plan are generally taken at the farthest points of each given room (as if the room were a perfect rectangle), without regard for any cutouts or variations. Accordingly, the area of the actual room will typically be smaller than the product obtained by multiplying the stated length and width. All dimensions are estimates which will vary with actual construction, and all floor plans, specifications and other development plans are subject to change and will not necessarily accurately reflect the final plans and specifications for the development. All depictions of appliances, counters, soffits, floor coverings and other matters of detail, including, without limitation, items of finish and decoration, are conceptual only and are not necessarily included in each Unit. 🏠

# RESIDENCE 06

LEVEL 9-18

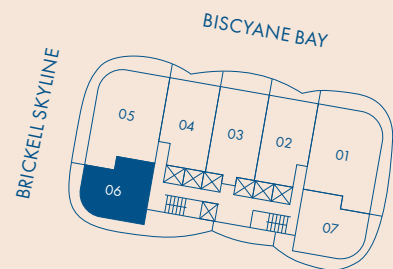
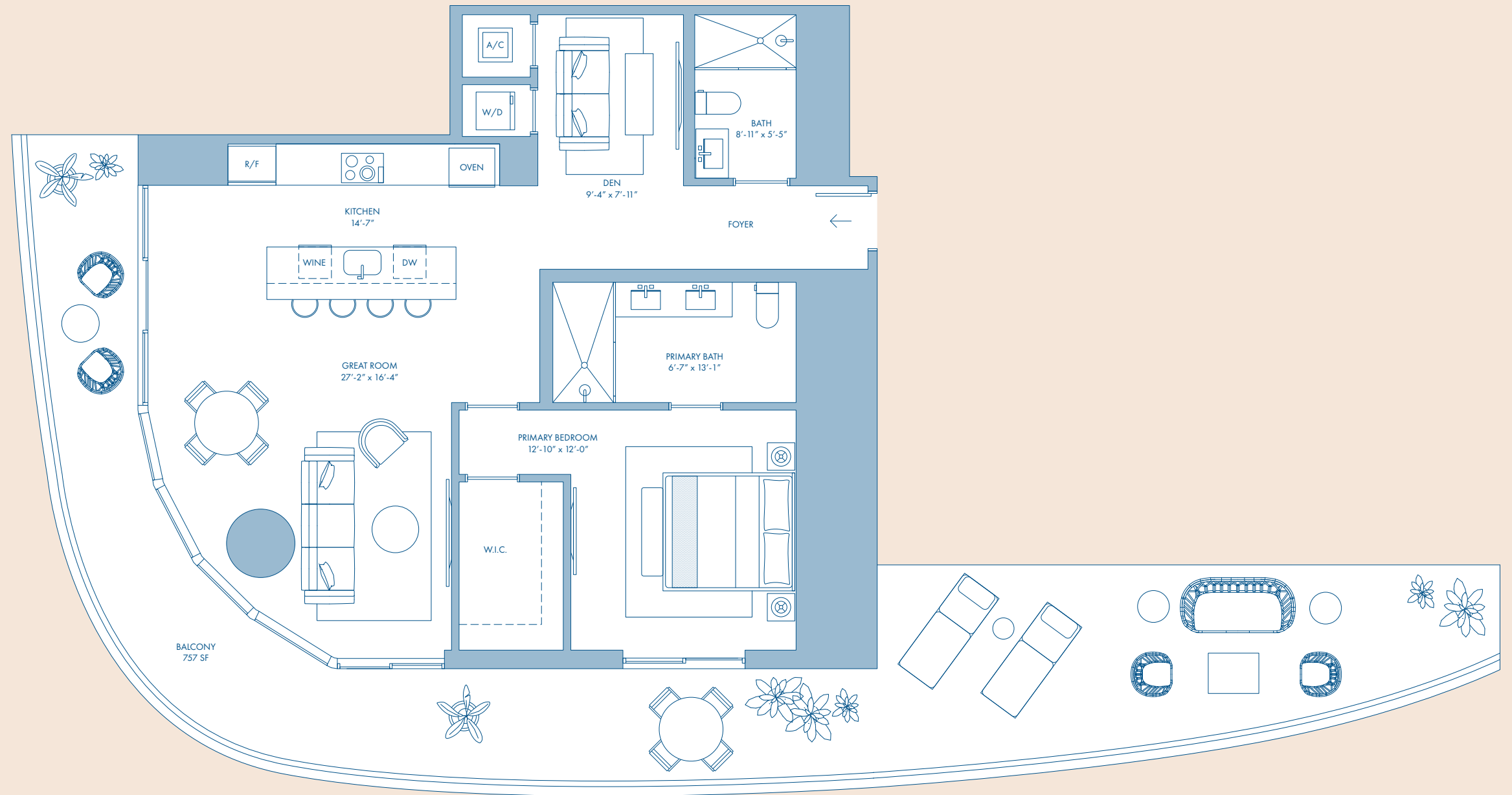
1 Bedroom  
Den  
2 Bathrooms

INTERIOR AREA

1,194 SQ. FT. / 111 SQ. M.

TERRACE AREA

757 SQ. FT. / 70 SQ. M.



NOT TO SCALE

Stated square footages and dimensions are measured to the exterior boundaries of the exterior walls and the centerline of interior demising walls and in fact vary from the square footage and dimensions that would be determined by using the description and definition of the "Unit" set forth in the Declaration (which generally only includes the interior airspace between the perimeter walls and excludes all interior structural components and other common elements). This method is generally used in sales materials and is provided to allow a prospective buyer to compare the Units with units in other condominium projects that utilize the same method. For your reference, the area of the Unit, determined in accordance with these defined unit boundaries, is set forth on Exhibit "3" to the Declaration. Measurements of rooms set forth on this floor plan are generally taken at the farthest points of each given room (as if the room were a perfect rectangle), without regard for any cutouts or variations. Accordingly, the area of the actual room will typically be smaller than the product obtained by multiplying the stated length and width. All dimensions are estimates which will vary with actual construction, and all floor plans, specifications and other development plans are subject to change and will not necessarily accurately reflect the final plans and specifications for the development. All depictions of appliances, counters, soffits, floor coverings and other matters of detail, including, without limitation, items of finish and decoration, are conceptual only and are not necessarily included in each Unit.



# RESIDENCE 06

1 Bedroom  
Den  
2 Bathrooms

LEVEL 19-36

INTERIOR AREA

1,194 SQ. FT. / 111 SQ. M.

TERRACE AREA

757 SQ. FT. / 70 SQ. M.

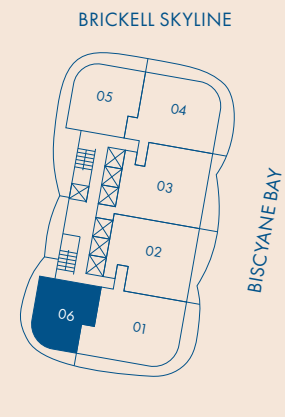
LEVEL 38-61

INTERIOR AREA

1,207 SQ. FT. / 112 SQ. M.

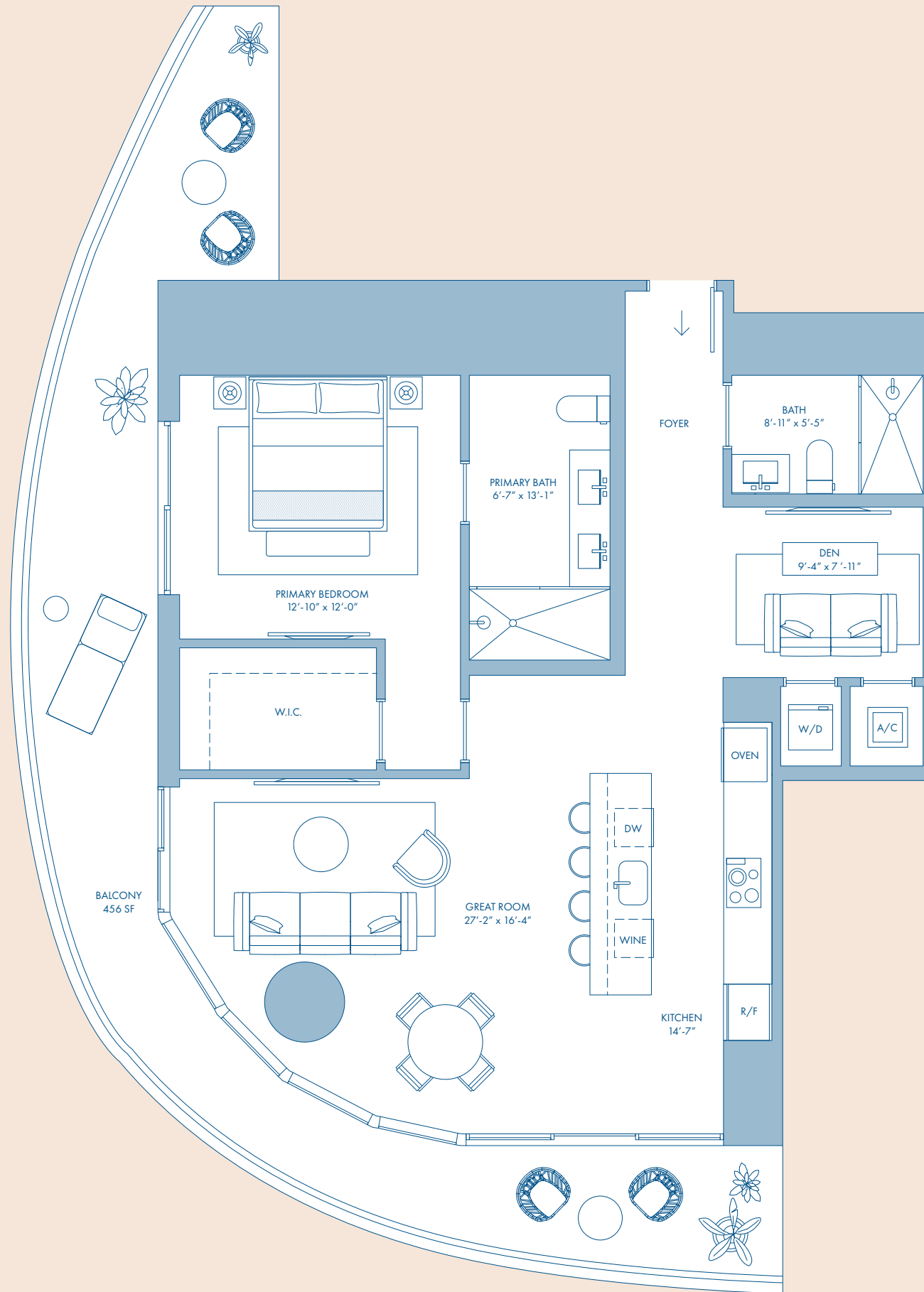
TERRACE AREA

456 SQ. FT. / 42 SQ. M.



NOT TO SCALE

Stated square footages and dimensions are measured to the exterior boundaries of the exterior walls and the centerline of interior demising walls and in fact vary from the square footage and dimensions that would be determined by using the description and definition of the "Unit" set forth in the Declaration (which generally only includes the interior airspace between the perimeter walls and excludes all interior structural components and other common elements). This method is generally used in sales materials and is provided to allow a prospective buyer to compare the Units with units in other condominium projects that utilize the same method. For your reference, the area of the Unit, determined in accordance with these defined unit boundaries, is set forth on Exhibit "3" to the Declaration. Measurements of rooms set forth on this floor plan are generally taken at the farthest points of each given room (as if the room were a perfect rectangle), without regard for any cutouts or variations. Accordingly, the area of the actual room will typically be smaller than the product obtained by multiplying the stated length and width. All dimensions are estimates which will vary with actual construction, and all floor plans, specifications and other development plans are subject to change and will not necessarily accurately reflect the final plans and specifications for the development. All depictions of appliances, counters, soffits, floor coverings and other matters of detail, including, without limitation, items of finish and decoration, are conceptual only and are not necessarily included in each Unit. 🏠





# RESIDENCE 07

LEVEL 9-18

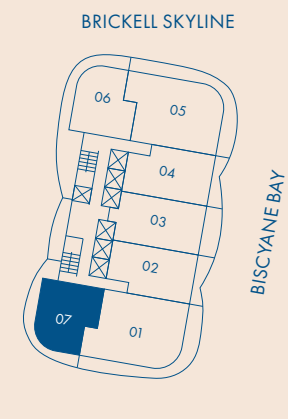
1 Bedroom  
Den  
2 Bathrooms

INTERIOR AREA

1,194 SQ. FT. / 111 SQ. M.

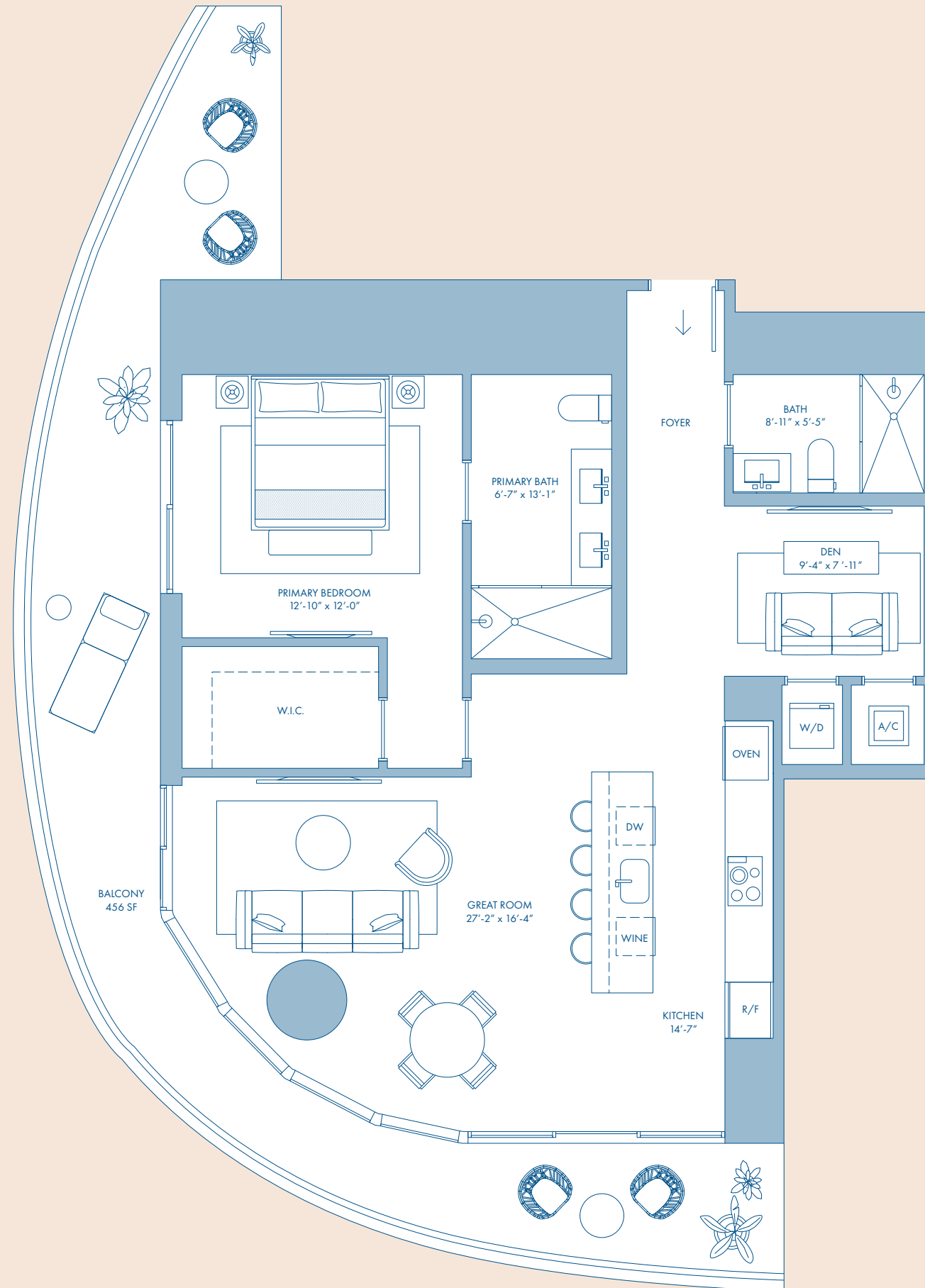
TERRACE AREA

456 SQ. FT. / 42 SQ. M.



NOT TO SCALE

Stated square footages and dimensions are measured to the exterior boundaries of the exterior walls and the centerline of interior demising walls and in fact vary from the square footage and dimensions that would be determined by using the description and definition of the "Unit" set forth in the Declaration (which generally only includes the interior airspace between the perimeter walls and excludes all interior structural components and other common elements). This method is generally used in sales materials and is provided to allow a prospective buyer to compare the Units with units in other condominium projects that utilize the same method. For your reference, the area of the Unit, determined in accordance with these defined unit boundaries, is set forth on Exhibit "3" to the Declaration. Measurements of rooms set forth on this floor plan are generally taken at the farthest points of each given room (as if the room were a perfect rectangle), without regard for any cutouts or variations. Accordingly, the area of the actual room will typically be smaller than the product obtained by multiplying the stated length and width. All dimensions are estimates which will vary with actual construction, and all floor plans, specifications and other development plans are subject to change and will not necessarily accurately reflect the final plans and specifications for the development. All depictions of appliances, counters, soffits, floor coverings and other matters of detail, including, without limitation, items of finish and decoration, are conceptual only and are not necessarily included in each Unit. 🏠



# PENTHOUSE 01

TRADIZIONALE

LEVEL 79


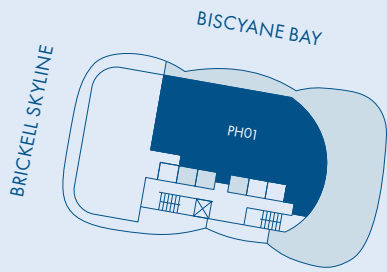
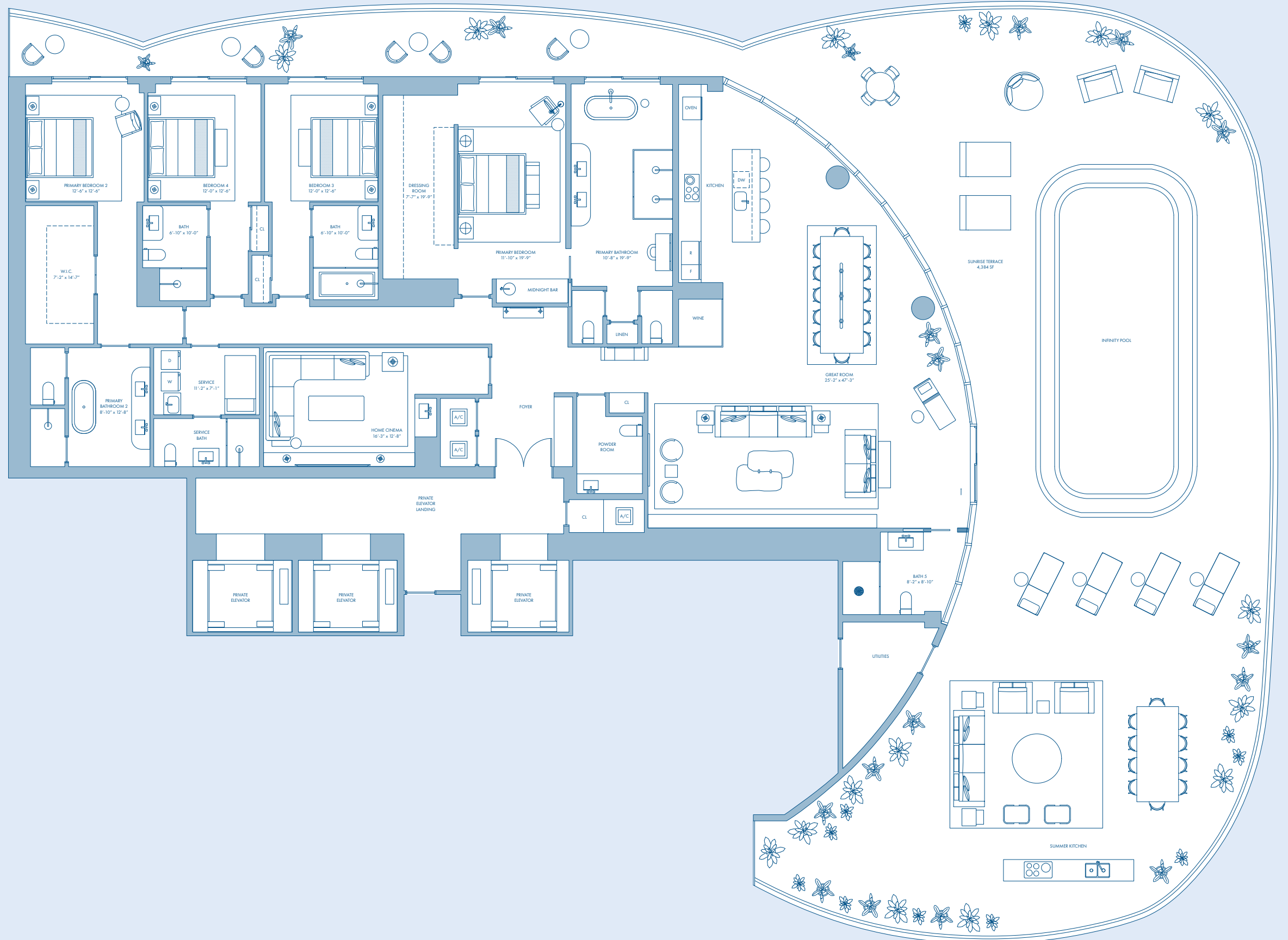
- 4 Bedrooms
- 5 Bathrooms
- 1 Powder Room
- Infinity Pool
- Service Quarters
- Home Theater
- Private Elevators
- Summer Kitchen

INTERIOR AREA

5,060 SQ. FT. / 470 SQ. M.

TERRACE AREA

4,349 SQ. FT. / 404 SQ. M.



Stated square footages and dimensions are measured to the exterior boundaries of the exterior walls and the centerline of interior demising walls and in fact vary from the square footage and dimensions that would be determined by using the description and definition of the "Unit" set forth in the Declaration (which generally only includes the interior airspace between the perimeter walls and excludes all interior structural components and other common elements). This method is generally used in sales materials and is provided to allow a prospective buyer to compare the Units with units in other condominium projects that utilize the same method. For your reference, the area of the Unit, determined in accordance with these defined unit boundaries, is set forth on Exhibit "3" to the Declaration. Measurements of rooms set forth on this floor plan are generally taken at the farthest points of each given room (as if the room were a perfect rectangle), without regard for any cutouts or variations. Accordingly, the area of the actual room will typically be smaller than the product obtained by multiplying the stated length and width. All dimensions are estimates which will vary with actual construction, and all floor plans, specifications and other development plans are subject to change and will not necessarily accurately reflect the final plans and specifications for the development. All depictions of appliances, counters, soffits, floor coverings and other matters of detail, including, without limitation, items of finish and decoration, are conceptual only and are not necessarily included in each Unit. 🏠

# PENTHOUSE 01

CONTEMPORANEO

LEVEL 79

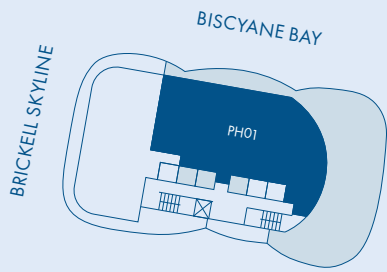
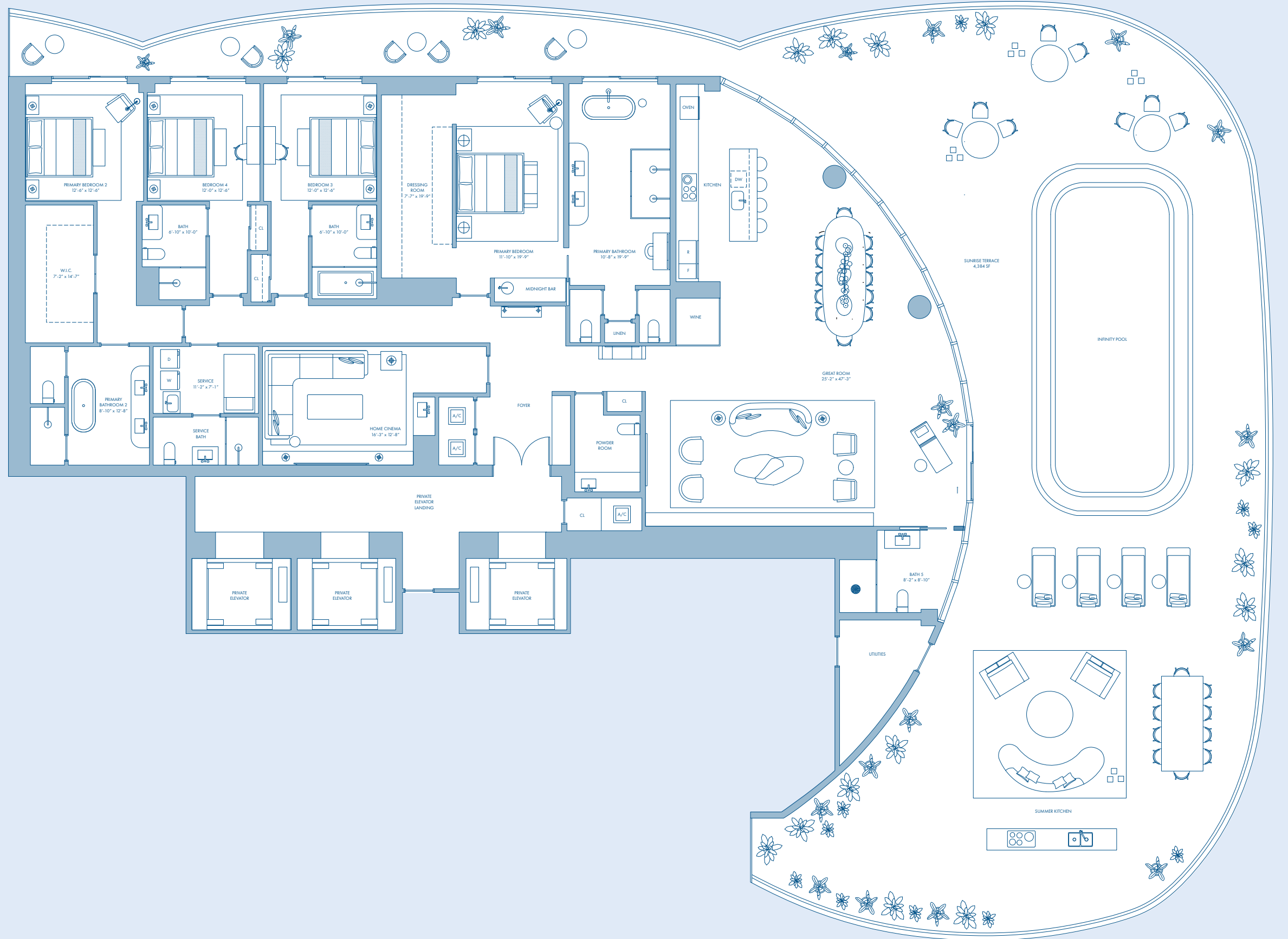
- 4 Bedrooms
- 5 Bathrooms
- 1 Powder Room
- Infinity Pool
- Service Quarters
- Home Theater
- Private Elevators
- Summer Kitchen

INTERIOR AREA

5,060 SQ. FT. / 470 SQ. M.

TERRACE AREA

4,349 SQ. FT. / 404 SQ. M.



NOT TO SCALE

Stated square footages and dimensions are measured to the exterior boundaries of the exterior walls and the centerline of interior demising walls and in fact vary from the square footage and dimensions that would be determined by using the description and definition of the "Unit" set forth in the Declaration (which generally only includes the interior airspace between the perimeter walls and excludes all interior structural components and other common elements). This method is generally used in sales materials and is provided to allow a prospective buyer to compare the Units with units in other condominium projects that utilize the same method. For your reference, the area of the Unit, determined in accordance with these defined unit boundaries, is set forth on Exhibit "3" to the Declaration. Measurements of rooms set forth on this floor plan are generally taken at the farthest points of each given room (as if the room were a perfect rectangle), without regard for any cutouts or variations. Accordingly, the area of the actual room will typically be smaller than the product obtained by multiplying the stated length and width. All dimensions are estimates which will vary with actual construction, and all floor plans, specifications and other development plans are subject to change and will not necessarily accurately reflect the final plans and specifications for the development. All depictions of appliances, counters, soffits, floor coverings and other matters of detail, including, without limitation, items of finish and decoration, are conceptual only and are not necessarily included in each Unit. 🏠

# PENTHOUSE 02

TRADIZIONALE

LEVEL 79-81

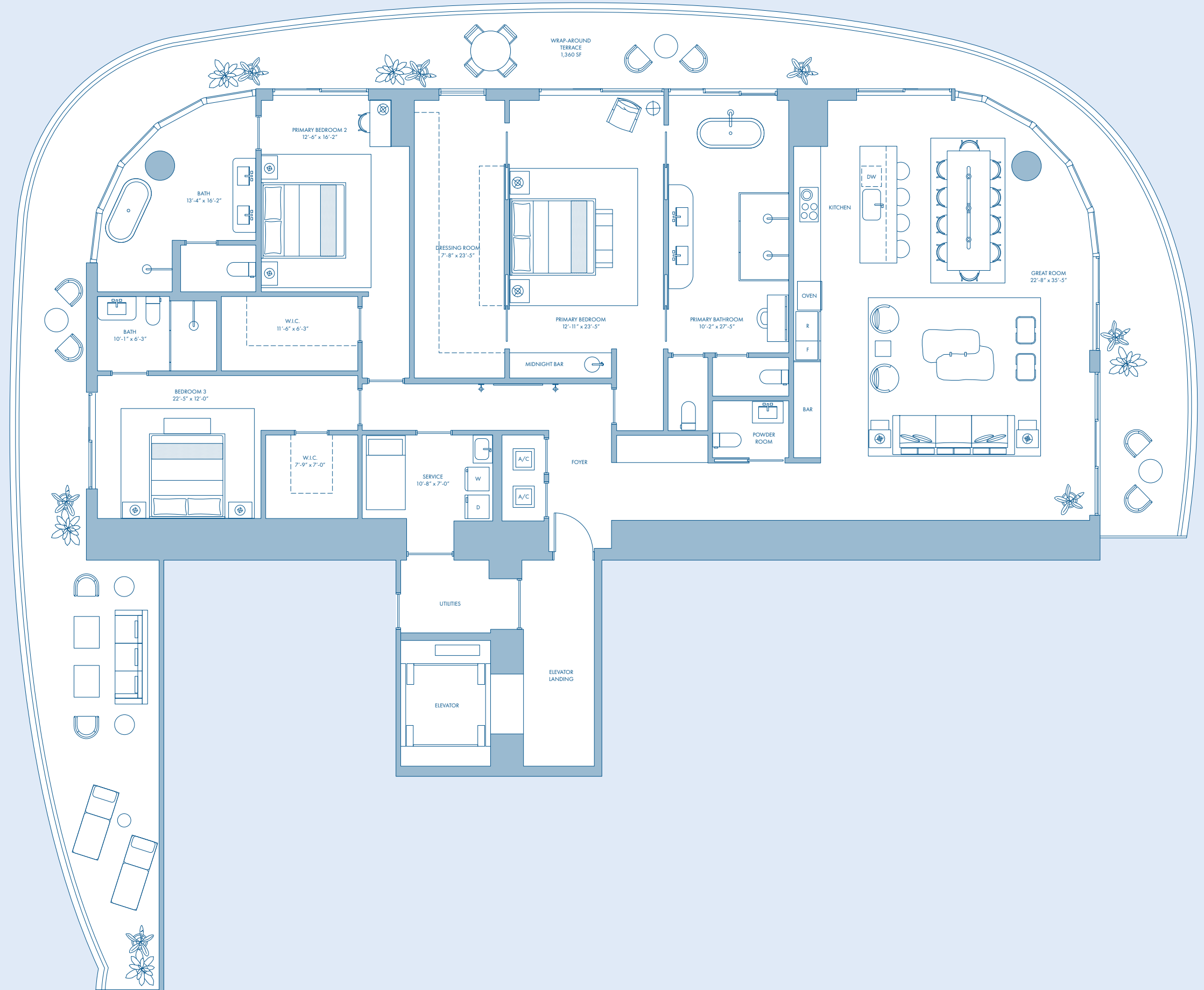
3 Bedrooms  
3 Bathrooms  
1 Powder Room  
Service Quarters  
Private Elevator

INTERIOR AREA

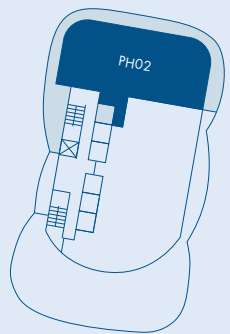
3,386 SQ. FT. / 315 SQ. M.

TERRACE AREA

1,373 SQ. FT. / 128 SQ. M.



BRICKELL SKYLINE



BISCAYNE BAY



NOT TO SCALE

Stated square footages and dimensions are measured to the exterior boundaries of the exterior walls and the centerline of interior demising walls and in fact vary from the square footage and dimensions that would be determined by using the description and definition of the "Unit" set forth in the Declaration (which generally only includes the interior airspace between the perimeter walls and excludes all interior structural components and other common elements). This method is generally used in sales materials and is provided to allow a prospective buyer to compare the Units with units in other condominium projects that utilize the same method. For your reference, the area of the Unit, determined in accordance with these defined unit boundaries, is set forth on Exhibit "3" to the Declaration. Measurements of rooms set forth on this floor plan are generally taken at the farthest points of each given room (as if the room were a perfect rectangle), without regard for any cutouts or variations. Accordingly, the area of the actual room will typically be smaller than the product obtained by multiplying the stated length and width. All dimensions are estimates which will vary with actual construction, and all floor plans, specifications and other development plans are subject to change and will not necessarily accurately reflect the final plans and specifications for the development. All depictions of appliances, counters, soffits, floor coverings and other matters of detail, including, without limitation, items of finish and decoration, are conceptual only and are not necessarily included in each Unit. 🏠

# PENTHOUSE 02

CONTEMPORANEO

LEVEL 79-81

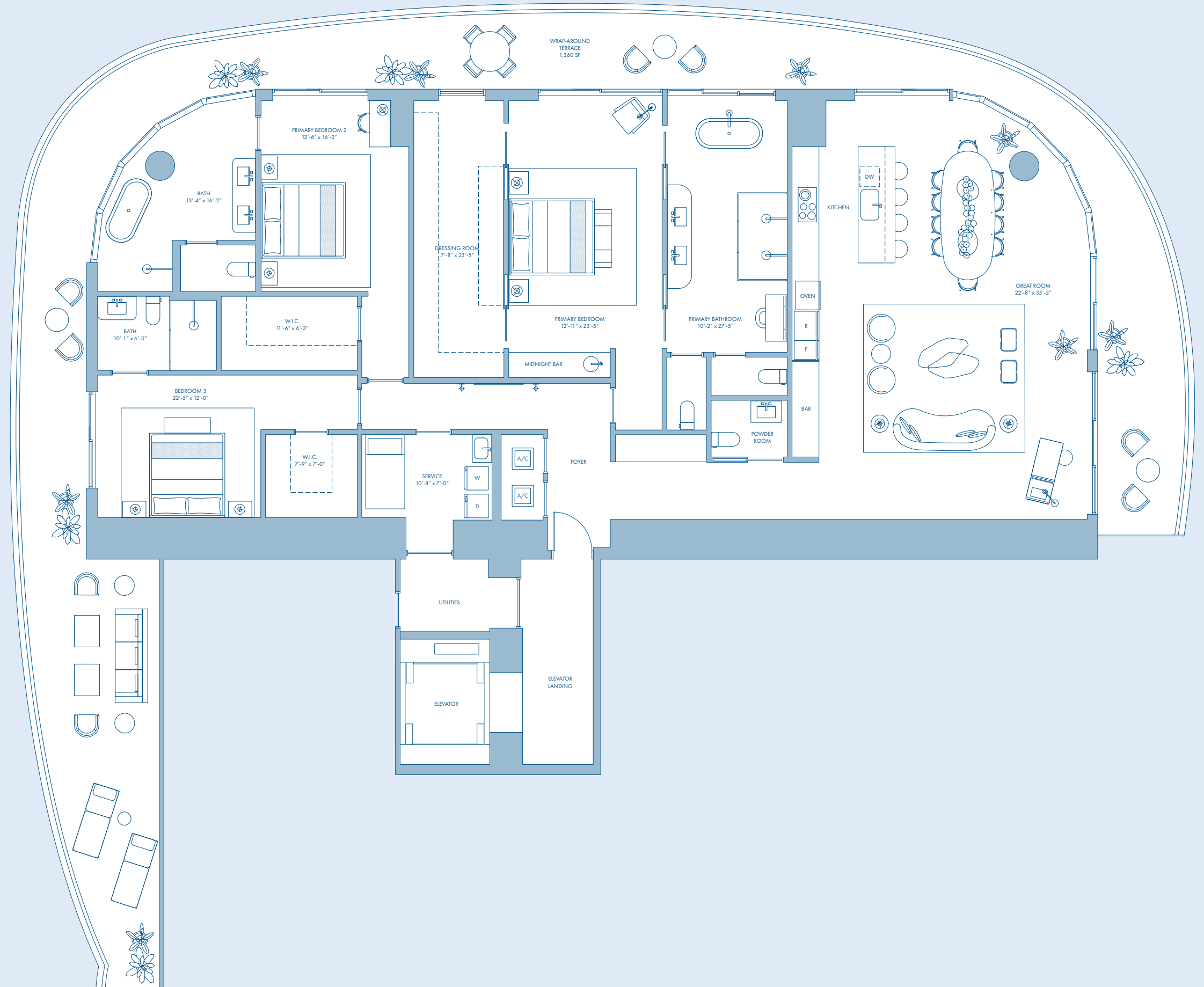
3 Bedrooms  
3 Bathrooms  
1 Powder Room  
Service Quarters  
Private Elevator

INTERIOR AREA

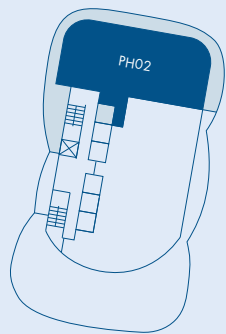
3,386 SQ. FT. / 315 SQ. M.

TERRACE AREA

1,373 SQ. FT. / 128 SQ. M.



BRICKELL SKYLINE



BISCAYNE BAY



NOT TO SCALE

Stated square footages and dimensions are measured to the exterior boundaries of the exterior walls and the centerline of interior demising walls and in fact vary from the square footage and dimensions that would be determined by using the description and definition of the "Unit" set forth in the Declaration (which generally only includes the interior airspace between the perimeter walls and excludes all interior structural components and other common elements). This method is generally used in sales materials and is provided to allow a prospective buyer to compare the Units with units in other condominium projects that utilize the same method. For your reference, the area of the Unit, determined in accordance with these defined unit boundaries, is set forth on Exhibit "3" to the Declaration. Measurements of rooms set forth on this floor plan are generally taken at the farthest points of each given room (as if the room were a perfect rectangle), without regard for any cutouts or variations. Accordingly, the area of the actual room will typically be smaller than the product obtained by multiplying the stated length and width. All dimensions are estimates which will vary with actual construction, and all floor plans, specifications and other development plans are subject to change and will not necessarily accurately reflect the final plans and specifications for the development. All depictions of appliances, counters, soffits, floor coverings and other matters of detail, including, without limitation, items of finish and decoration, are conceptual only and are not necessarily included in each Unit. 🏠



# PENTHOUSE 03

TRADIZIONALE

LEVEL 80 (FIRST FLOOR)

- 5 Bedrooms
- 6 Bathrooms
- 1 Powder Room
- Infinity Pool
- Service Quarters
- Game Room
- Private Elevators
- Summer Kitchen

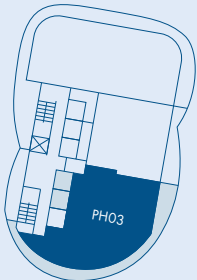
INTERIOR AREA

6,093 SQ. FT. / 566 SQ. M.

TERRACE AREA

3,190 SQ. FT. / 296 SQ. M.

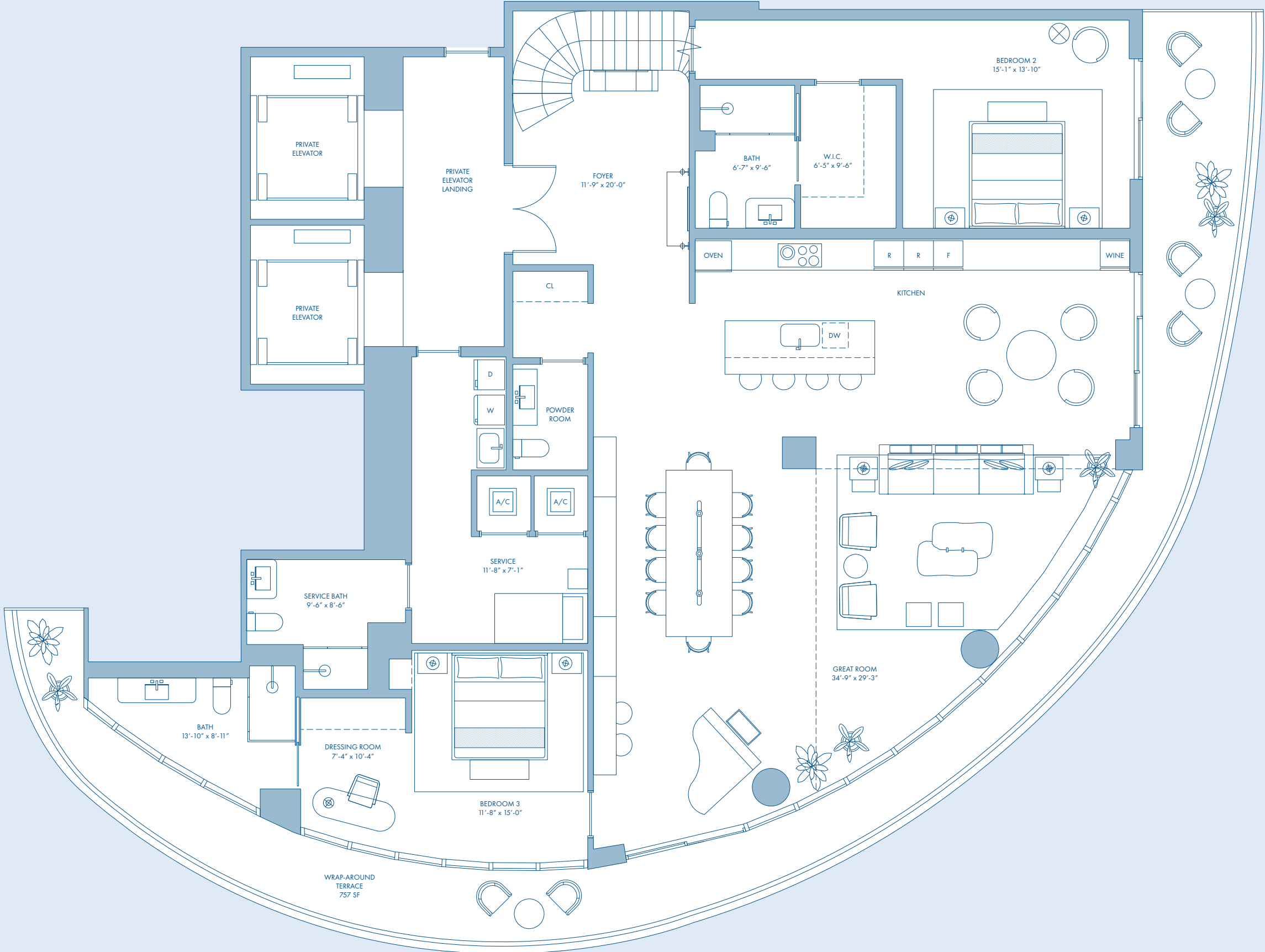
BRICKELL SKYLINE



BISCAYNE BAY



NOT TO SCALE



Stated square footages and dimensions are measured to the exterior boundaries of the exterior walls and the centerline of interior demising walls and in fact vary from the square footage and dimensions that would be determined by using the description and definition of the "Unit" set forth in the Declaration (which generally only includes the interior airspace between the perimeter walls and excludes all interior structural components and other common elements). This method is generally used in sales materials and is provided to allow a prospective buyer to compare the Units with units in other condominium projects that utilize the same method. For your reference, the area of the Unit, determined in accordance with these defined unit boundaries, is set forth on Exhibit "3" to the Declaration. Measurements of rooms set forth on this floor plan are generally taken at the farthest points of each given room (as if the room were a perfect rectangle), without regard for any cutouts or variations. Accordingly, the area of the actual room will typically be smaller than the product obtained by multiplying the stated length and width. All dimensions are estimates which will vary with actual construction, and all floor plans, specifications and other development plans are subject to change and will not necessarily accurately reflect the final plans and specifications for the development. All depictions of appliances, counters, soffits, floor coverings and other matters of detail, including, without limitation, items of finish and decoration, are conceptual only and are not necessarily included in each Unit.

# PENTHOUSE 03

TRADIZIONALE

LEVEL 81 (SECOND FLOOR)

- 5 Bedrooms
- 6 Bathrooms
- 1 Powder Room
- Infinity Pool
- Service Quarters
- Game Room
- Private Elevators
- Summer Kitchen

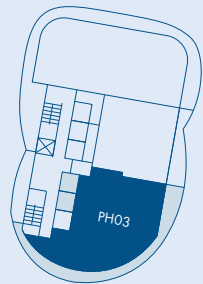
INTERIOR AREA

6,093 SQ. FT. / 566 SQ. M.

TERRACE AREA

3,190 SQ. FT. / 296 SQ. M.

BRICKELL SKYLINE



BISCAYNE BAY



NOT TO SCALE

Stated square footages and dimensions are measured to the exterior boundaries of the exterior walls and the centerline of interior demising walls and in fact vary from the square footage and dimensions that would be determined by using the description and definition of the "Unit" set forth in the Declaration (which generally only includes the interior airspace between the perimeter walls and excludes all interior structural components and other common elements). This method is generally used in sales materials and is provided to allow a prospective buyer to compare the Units with units in other condominium projects that utilize the same method. For your reference, the area of the Unit, determined in accordance with these defined unit boundaries, is set forth on Exhibit "3" to the Declaration. Measurements of rooms set forth on this floor plan are generally taken at the farthest points of each given room (as if the room were a perfect rectangle), without regard for any cutouts or variations. Accordingly, the area of the actual room will typically be smaller than the product obtained by multiplying the stated length and width. All dimensions are estimates which will vary with actual construction, and all floor plans, specifications and other development plans are subject to change and will not necessarily accurately reflect the final plans and specifications for the development. All depictions of appliances, counters, soffits, floor coverings and other matters of detail, including, without limitation, items of finish and decoration, are conceptual only and are not necessarily included in each Unit. 🏠





# PENTHOUSE 03

TRADIZIONALE

LEVEL 82 (THIRD FLOOR)

- 5 Bedrooms
- 6 Bathrooms
- 1 Powder Room
- Infinity Pool
- Service Quarters
- Game Room
- Private Elevators
- Summer Kitchen

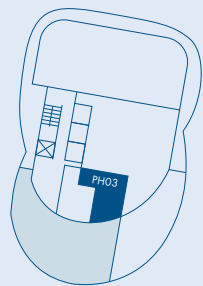
INTERIOR AREA

6,093 SQ. FT. / 566 SQ. M.

TERRACE AREA

3,190 SQ. FT. / 296 SQ. M.

BRICKELL SKYLINE

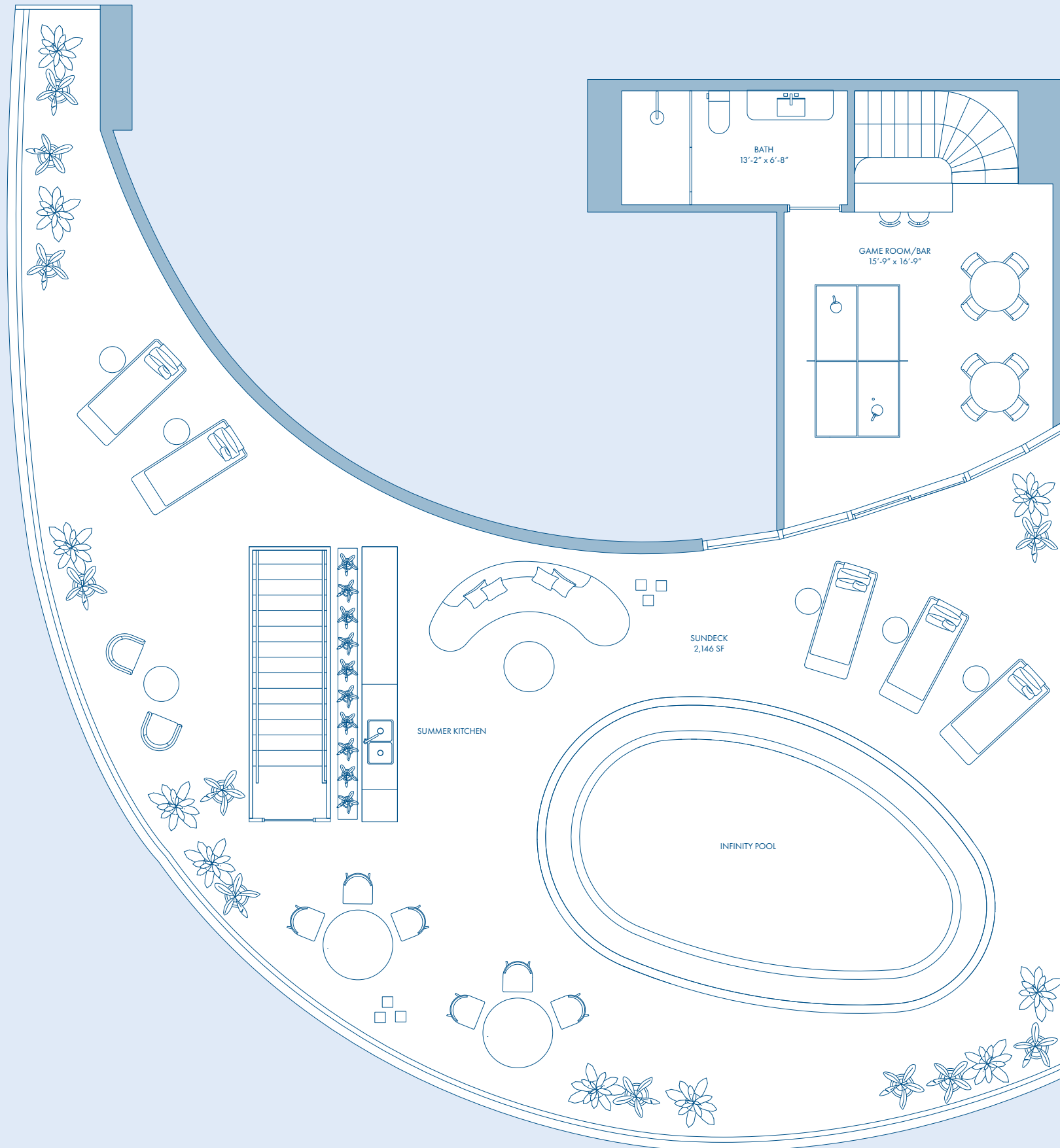


BISCAYNE BAY



NOT TO SCALE

Stated square footages and dimensions are measured to the exterior boundaries of the exterior walls and the centerline of interior demising walls and in fact vary from the square footage and dimensions that would be determined by using the description and definition of the "Unit" set forth in the Declaration (which generally only includes the interior airspace between the perimeter walls and excludes all interior structural components and other common elements). This method is generally used in sales materials and is provided to allow a prospective buyer to compare the Units with units in other condominium projects that utilize the same method. For your reference, the area of the Unit, determined in accordance with these defined unit boundaries, is set forth on Exhibit "3" to the Declaration. Measurements of rooms set forth on this floor plan are generally taken at the farthest points of each given room (as if the room were a perfect rectangle), without regard for any cutouts or variations. Accordingly, the area of the actual room will typically be smaller than the product obtained by multiplying the stated length and width. All dimensions are estimates which will vary with actual construction, and all floor plans, specifications and other development plans are subject to change and will not necessarily accurately reflect the final plans and specifications for the development. All depictions of appliances, counters, soffits, floor coverings and other matters of detail, including, without limitation, items of finish and decoration, are conceptual only and are not necessarily included in each Unit. 🏠



# PENTHOUSE 03

CONTEMPORANEO

LEVEL 80 (FIRST FLOOR)

- 5 Bedrooms
- 6 Bathrooms
- 1 Powder Room
- Infinity Pool
- Service Quarters
- Game Room
- Private Elevators
- Summer Kitchen

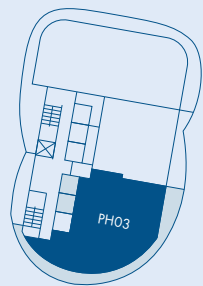
INTERIOR AREA

6,093 SQ. FT. / 566 SQ. M.

TERRACE AREA

3,190 SQ. FT. / 296 SQ. M.

BRICKELL SKYLINE



BISCAYNE BAY



NOT TO SCALE

Stated square footages and dimensions are measured to the exterior boundaries of the exterior walls and the centerline of interior demising walls and in fact vary from the square footage and dimensions that would be determined by using the description and definition of the "Unit" set forth in the Declaration (which generally only includes the interior airspace between the perimeter walls and excludes all interior structural components and other common elements). This method is generally used in sales materials and is provided to allow a prospective buyer to compare the Units with units in other condominium projects that utilize the same method. For your reference, the area of the Unit, determined in accordance with these defined unit boundaries, is set forth on Exhibit "3" to the Declaration. Measurements of rooms set forth on this floor plan are generally taken at the farthest points of each given room (as if the room were a perfect rectangle), without regard for any cutouts or variations. Accordingly, the area of the actual room will typically be smaller than the product obtained by multiplying the stated length and width. All dimensions are estimates which will vary with actual construction, and all floor plans, specifications and other development plans are subject to change and will not necessarily accurately reflect the final plans and specifications for the development. All depictions of appliances, counters, soffits, floor coverings and other matters of detail, including, without limitation, items of finish and decoration, are conceptual only and are not necessarily included in each Unit. 🏠



# PENTHOUSE 03

CONTEMPORANEO

LEVEL 81 (SECOND FLOOR)

- 5 Bedrooms
- 6 Bathrooms
- 1 Powder Room
- Infinity Pool
- Service Quarters
- Game Room
- Private Elevators
- Summer Kitchen

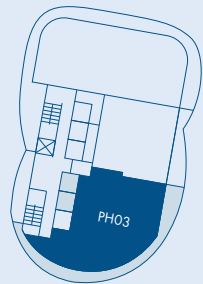
INTERIOR AREA

6,093 SQ. FT. / 566 SQ. M.

TERRACE AREA

3,190 SQ. FT. / 296 SQ. M.

BRICKELL SKYLINE

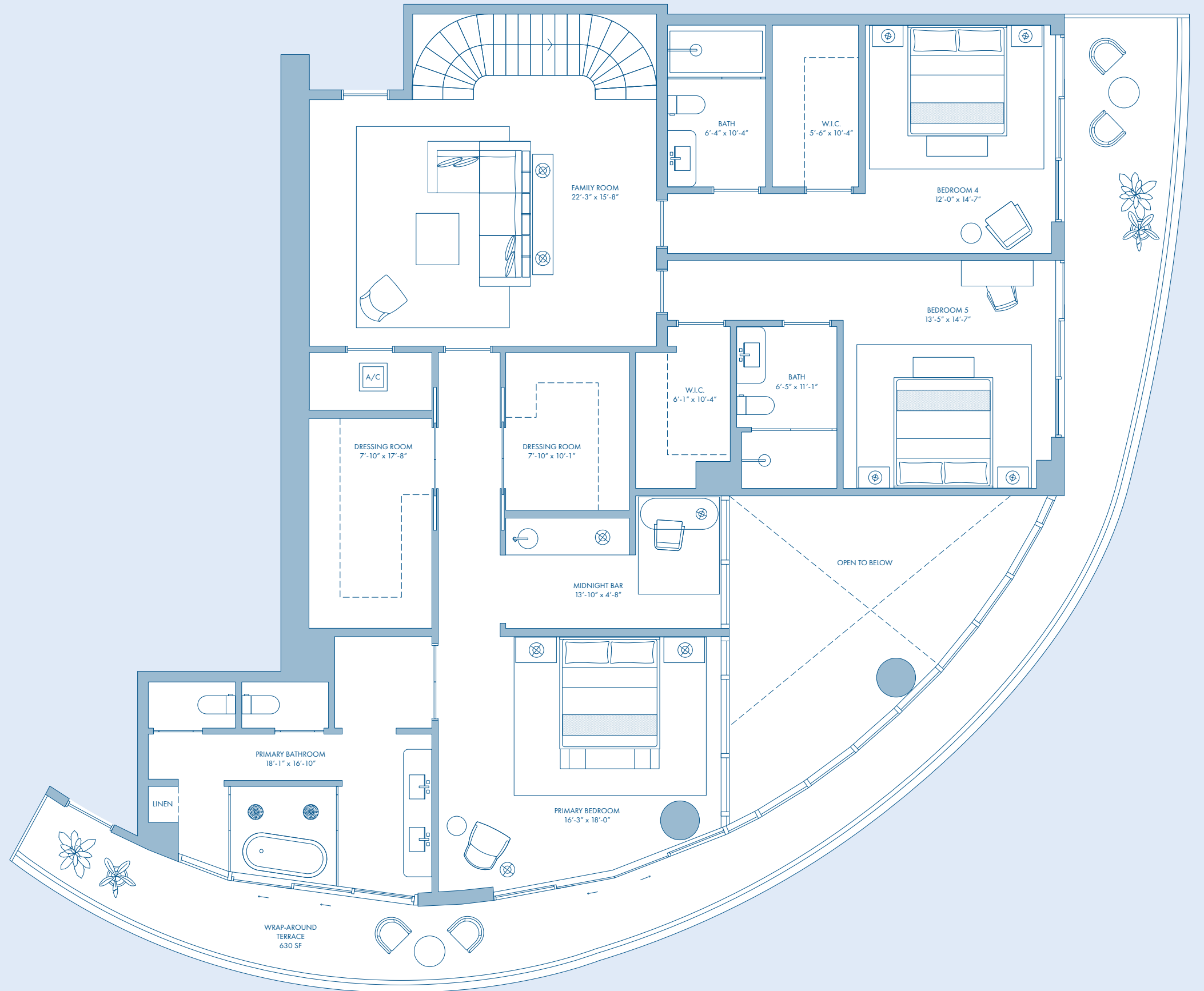


BISCAYNE BAY



NOT TO SCALE

Stated square footages and dimensions are measured to the exterior boundaries of the exterior walls and the centerline of interior demising walls and in fact vary from the square footage and dimensions that would be determined by using the description and definition of the "Unit" set forth in the Declaration (which generally only includes the interior airspace between the perimeter walls and excludes all interior structural components and other common elements). This method is generally used in sales materials and is provided to allow a prospective buyer to compare the Units with units in other condominium projects that utilize the same method. For your reference, the area of the Unit, determined in accordance with these defined unit boundaries, is set forth on Exhibit "3" to the Declaration. Measurements of rooms set forth on this floor plan are generally taken at the farthest points of each given room (as if the room were a perfect rectangle), without regard for any cutouts or variations. Accordingly, the area of the actual room will typically be smaller than the product obtained by multiplying the stated length and width. All dimensions are estimates which will vary with actual construction, and all floor plans, specifications and other development plans are subject to change and will not necessarily accurately reflect the final plans and specifications for the development. All depictions of appliances, counters, soffits, floor coverings and other matters of detail, including, without limitation, items of finish and decoration, are conceptual only and are not necessarily included in each Unit. 🏠



# PENTHOUSE 03

CONTEMPORANEO

LEVEL 82 (THIRD FLOOR)

- 5 Bedrooms
- 6 Bathrooms
- 1 Powder Room
- Infinity Pool
- Service Quarters
- Game Room
- Private Elevators
- Summer Kitchen

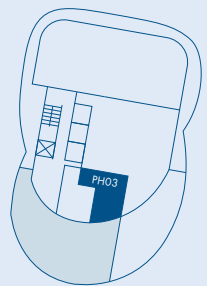
INTERIOR AREA

6,093 SQ. FT. / 566 SQ. M.

TERRACE AREA

3,190 SQ. FT. / 296 SQ. M.

BRICKELL SKYLINE

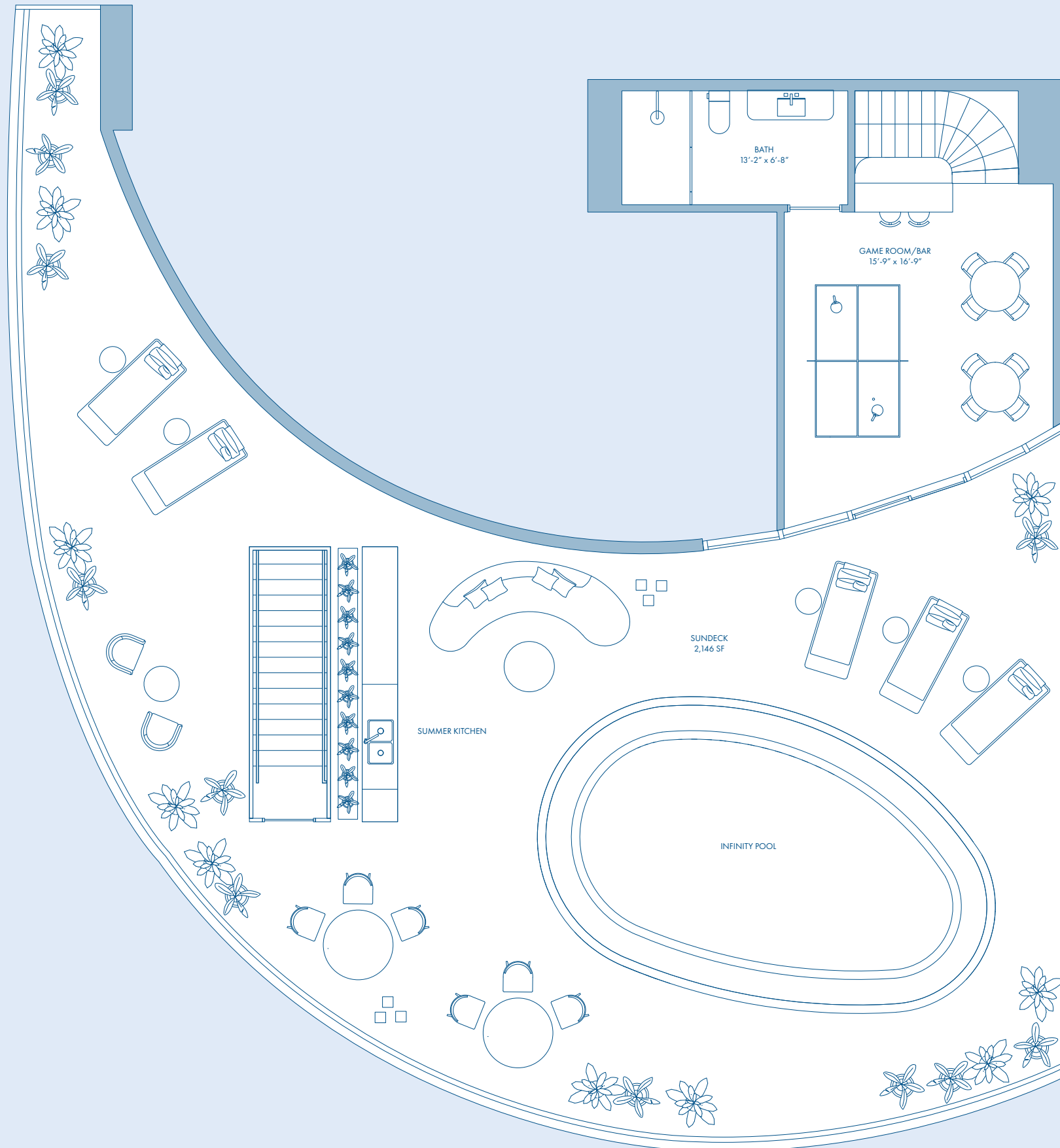


BISCAYNE BAY



NOT TO SCALE

Stated square footages and dimensions are measured to the exterior boundaries of the exterior walls and the centerline of interior demising walls and in fact vary from the square footage and dimensions that would be determined by using the description and definition of the "Unit" set forth in the Declaration (which generally only includes the interior airspace between the perimeter walls and excludes all interior structural components and other common elements). This method is generally used in sales materials and is provided to allow a prospective buyer to compare the Units with units in other condominium projects that utilize the same method. For your reference, the area of the Unit, determined in accordance with these defined unit boundaries, is set forth on Exhibit "3" to the Declaration. Measurements of rooms set forth on this floor plan are generally taken at the farthest points of each given room (as if the room were a perfect rectangle), without regard for any cutouts or variations. Accordingly, the area of the actual room will typically be smaller than the product obtained by multiplying the stated length and width. All dimensions are estimates which will vary with actual construction, and all floor plans, specifications and other development plans are subject to change and will not necessarily accurately reflect the final plans and specifications for the development. All depictions of appliances, counters, soffits, floor coverings and other matters of detail, including, without limitation, items of finish and decoration, are conceptual only and are not necessarily included in each Unit.



# PENTHOUSE 04

TRADIZIONALE

LEVEL 80 (FIRST FLOOR)

- 4 Bedrooms
- 4 Bathrooms
- 1 Powder Room
- Infinity Pool
- Home Theater
- Wellness Room
- Private Elevators
- Summer Kitchen

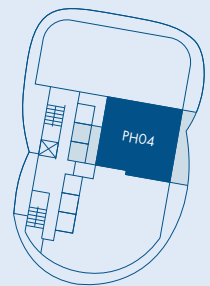
INTERIOR AREA

5,062 SQ. FT. / 470 SQ. M.

TERRACE AREA

1,810 SQ. FT. / 168 SQ. M.

BRICKELL SKYLINE

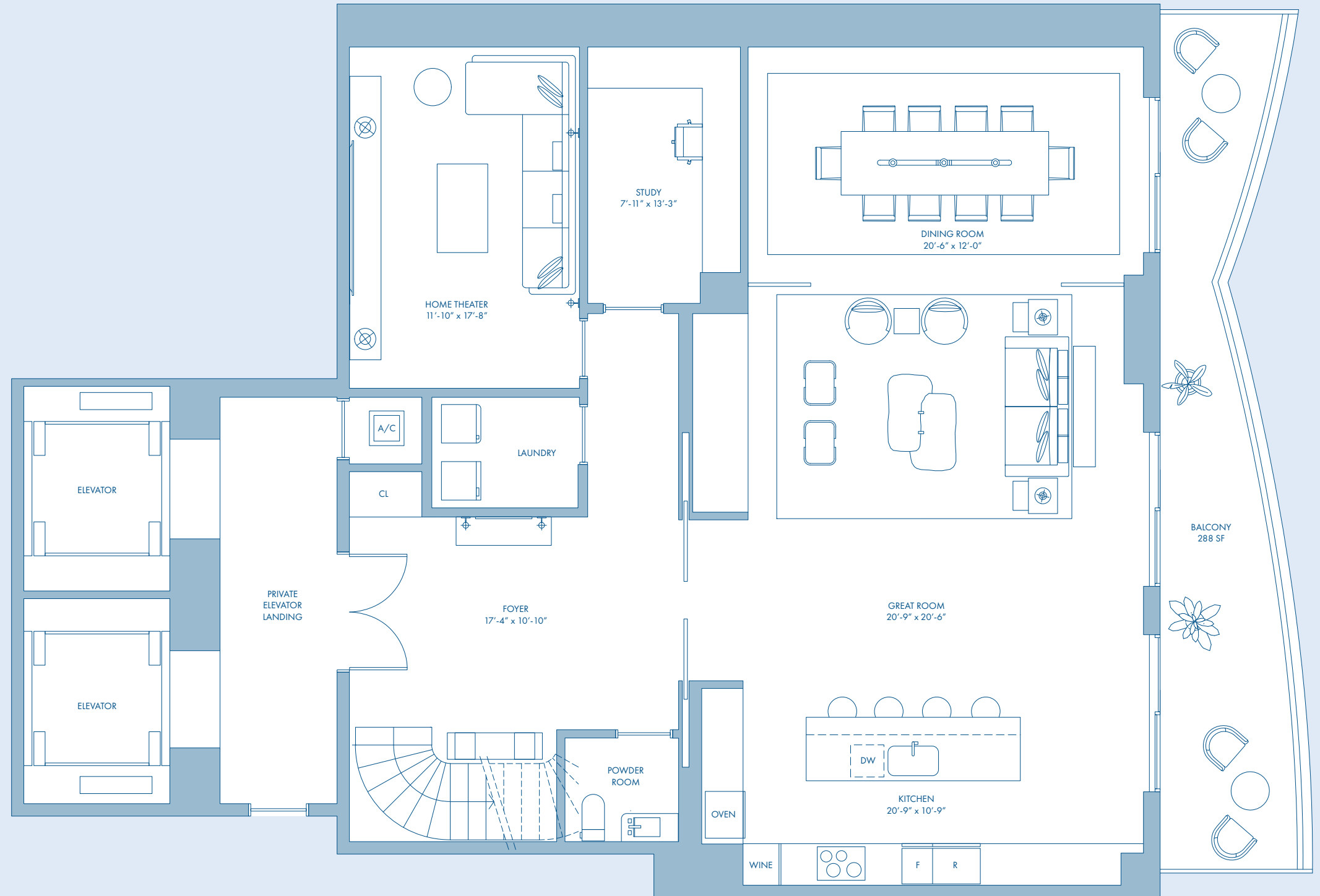


BISCAYNE BAY



NOT TO SCALE

Stated square footages and dimensions are measured to the exterior boundaries of the exterior walls and the centerline of interior demising walls and in fact vary from the square footage and dimensions that would be determined by using the description and definition of the "Unit" set forth in the Declaration (which generally only includes the interior airspace between the perimeter walls and excludes all interior structural components and other common elements). This method is generally used in sales materials and is provided to allow a prospective buyer to compare the Units with units in other condominium projects that utilize the same method. For your reference, the area of the Unit, determined in accordance with these defined unit boundaries, is set forth on Exhibit "3" to the Declaration. Measurements of rooms set forth on this floor plan are generally taken at the farthest points of each given room (as if the room were a perfect rectangle), without regard for any cutouts or variations. Accordingly, the area of the actual room will typically be smaller than the product obtained by multiplying the stated length and width. All dimensions are estimates which will vary with actual construction, and all floor plans, specifications and other development plans are subject to change and will not necessarily accurately reflect the final plans and specifications for the development. All depictions of appliances, counters, soffits, floor coverings and other matters of detail, including, without limitation, items of finish and decoration, are conceptual only and are not necessarily included in each Unit. 🏠



# PENTHOUSE 04

TRADIZIONALE

LEVEL 81 (SECOND FLOOR)

- 4 Bedrooms
- 4 Bathrooms
- 1 Powder Room
- Infinity Pool
- Home Theater
- Wellness Room
- Private Elevators
- Summer Kitchen

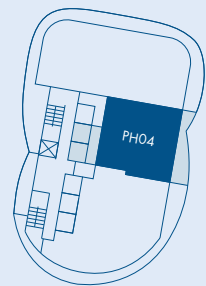
INTERIOR AREA

5,062 SQ. FT. / 470 SQ. M.

TERRACE AREA

1,810 SQ. FT. / 168 SQ. M.

BRICKELL SKYLINE

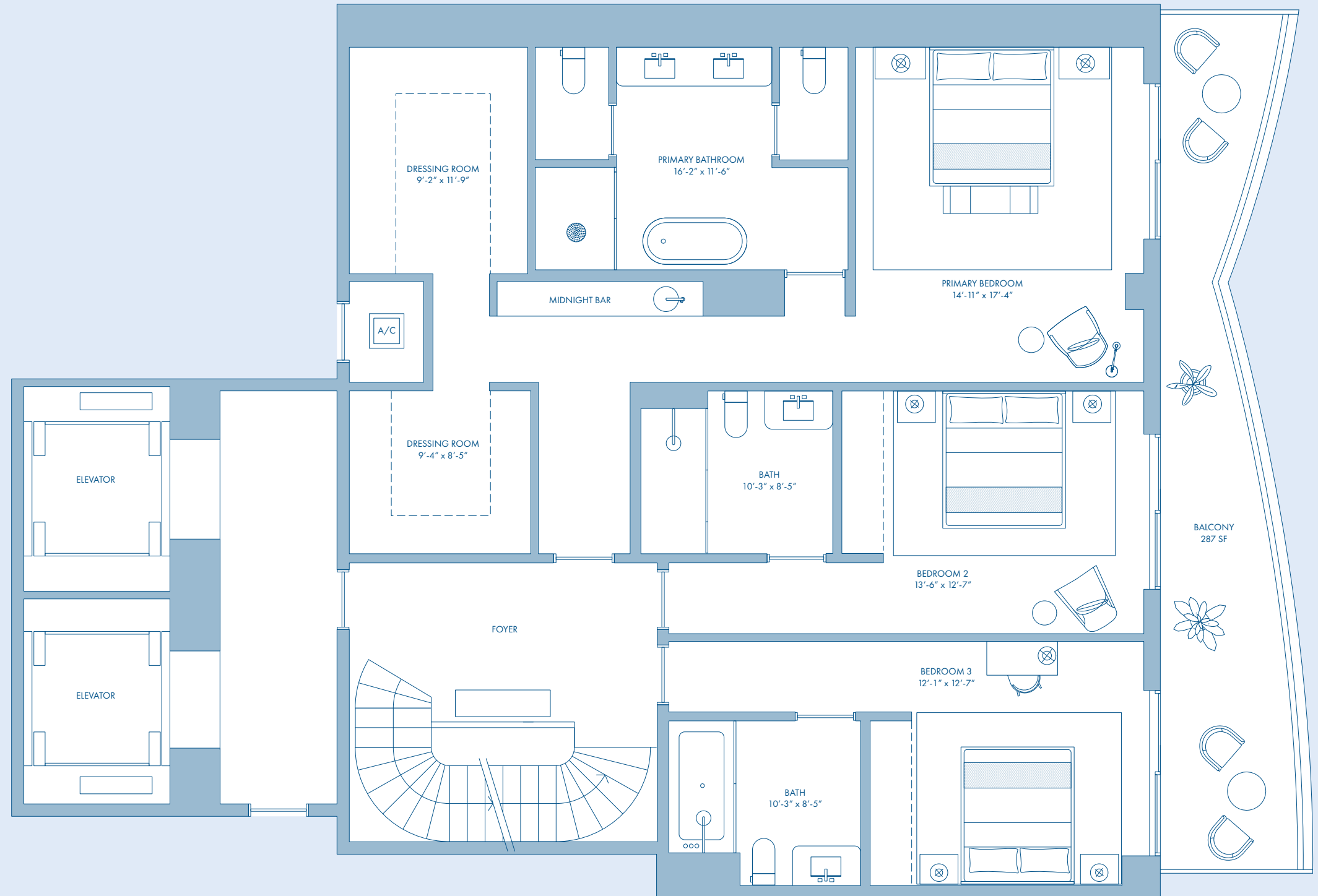


BISCAYNE BAY



NOT TO SCALE

Stated square footages and dimensions are measured to the exterior boundaries of the exterior walls and the centerline of interior demising walls and in fact vary from the square footage and dimensions that would be determined by using the description and definition of the "Unit" set forth in the Declaration (which generally only includes the interior airspace between the perimeter walls and excludes all interior structural components and other common elements). This method is generally used in sales materials and is provided to allow a prospective buyer to compare the Units with units in other condominium projects that utilize the same method. For your reference, the area of the Unit, determined in accordance with these defined unit boundaries, is set forth on Exhibit "3" to the Declaration. Measurements of rooms set forth on this floor plan are generally taken at the farthest points of each given room (as if the room were a perfect rectangle), without regard for any cutouts or variations. Accordingly, the area of the actual room will typically be smaller than the product obtained by multiplying the stated length and width. All dimensions are estimates which will vary with actual construction, and all floor plans, specifications and other development plans are subject to change and will not necessarily accurately reflect the final plans and specifications for the development. All depictions of appliances, counters, soffits, floor coverings and other matters of detail, including, without limitation, items of finish and decoration, are conceptual only and are not necessarily included in each Unit. 🏠





# PENTHOUSE 04

TRADIZIONALE

LEVEL 82 (THIRD FLOOR)

- 4 Bedrooms
- 4 Bathrooms
- 1 Powder Room
- Infinity Pool
- Home Theater
- Wellness Room
- Private Elevators
- Summer Kitchen

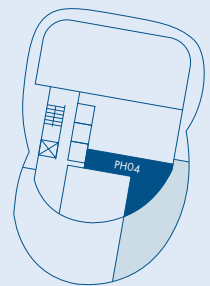
INTERIOR AREA

5,062 SQ. FT. / 470 SQ. M.

TERRACE AREA

1,810 SQ. FT. / 168 SQ. M.

BRICKELL SKYLINE

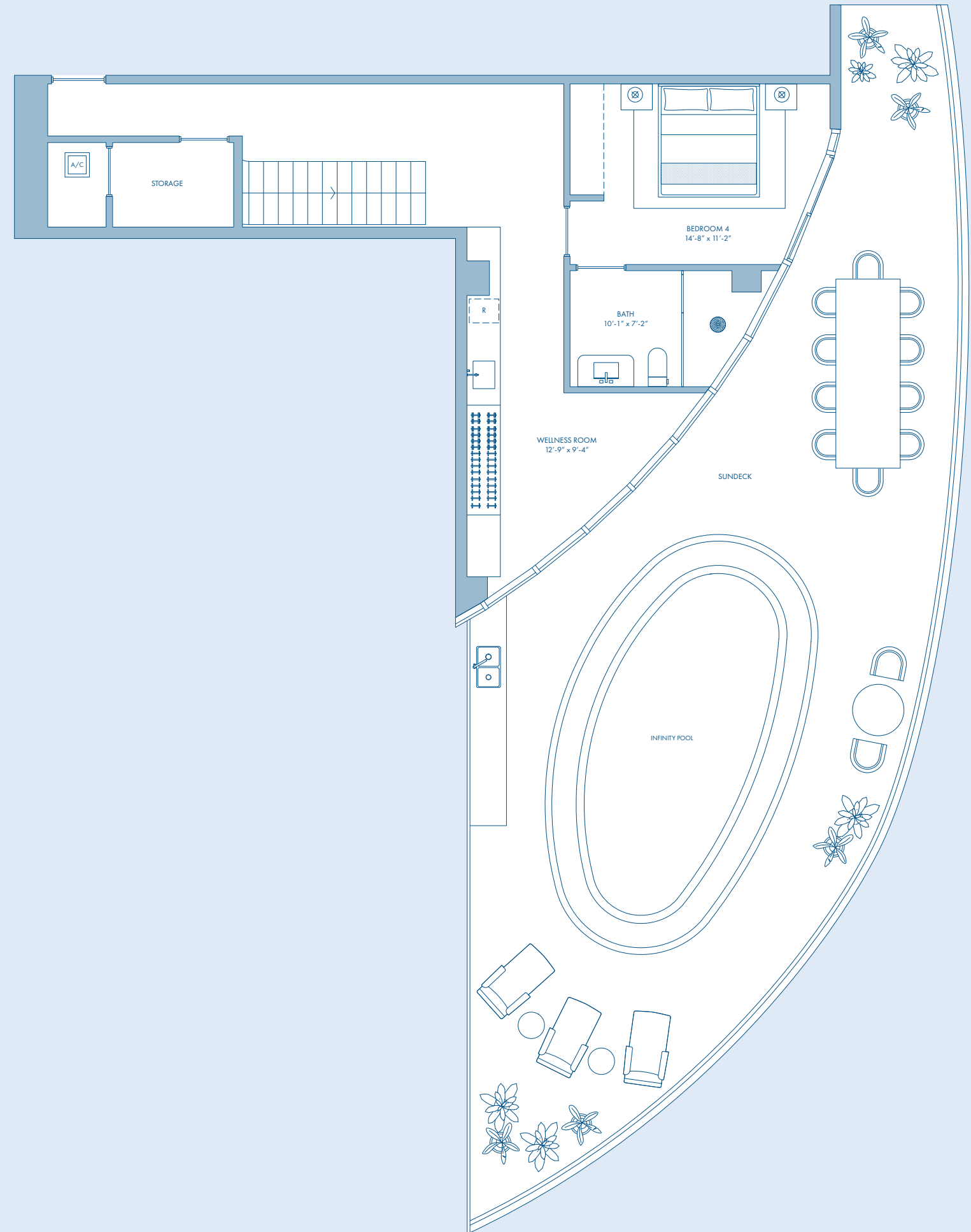


BISCAYNE BAY



NOT TO SCALE

Stated square footages and dimensions are measured to the exterior boundaries of the exterior walls and the centerline of interior demising walls and in fact vary from the square footage and dimensions that would be determined by using the description and definition of the "Unit" set forth in the Declaration (which generally only includes the interior airspace between the perimeter walls and excludes all interior structural components and other common elements). This method is generally used in sales materials and is provided to allow a prospective buyer to compare the Units with units in other condominium projects that utilize the same method. For your reference, the area of the Unit, determined in accordance with these defined unit boundaries, is set forth on Exhibit "3" to the Declaration. Measurements of rooms set forth on this floor plan are generally taken at the farthest points of each given room (as if the room were a perfect rectangle), without regard for any cutouts or variations. Accordingly, the area of the actual room will typically be smaller than the product obtained by multiplying the stated length and width. All dimensions are estimates which will vary with actual construction, and all floor plans, specifications and other development plans are subject to change and will not necessarily accurately reflect the final plans and specifications for the development. All depictions of appliances, counters, soffits, floor coverings and other matters of detail, including, without limitation, items of finish and decoration, are conceptual only and are not necessarily included in each Unit. 🏠





# PENTHOUSE 04

CONTEMPORANEO

LEVEL 80 (FIRST FLOOR)

- 4 Bedrooms
- 4 Bathrooms
- 1 Powder Room
- Infinity Pool
- Home Theater
- Wellness Room
- Private Elevators
- Summer Kitchen

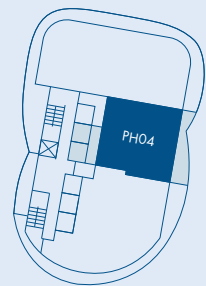
INTERIOR AREA

5,062 SQ. FT. / 470 SQ. M.

TERRACE AREA

1,810 SQ. FT. / 168 SQ. M.

BRICKELL SKYLINE

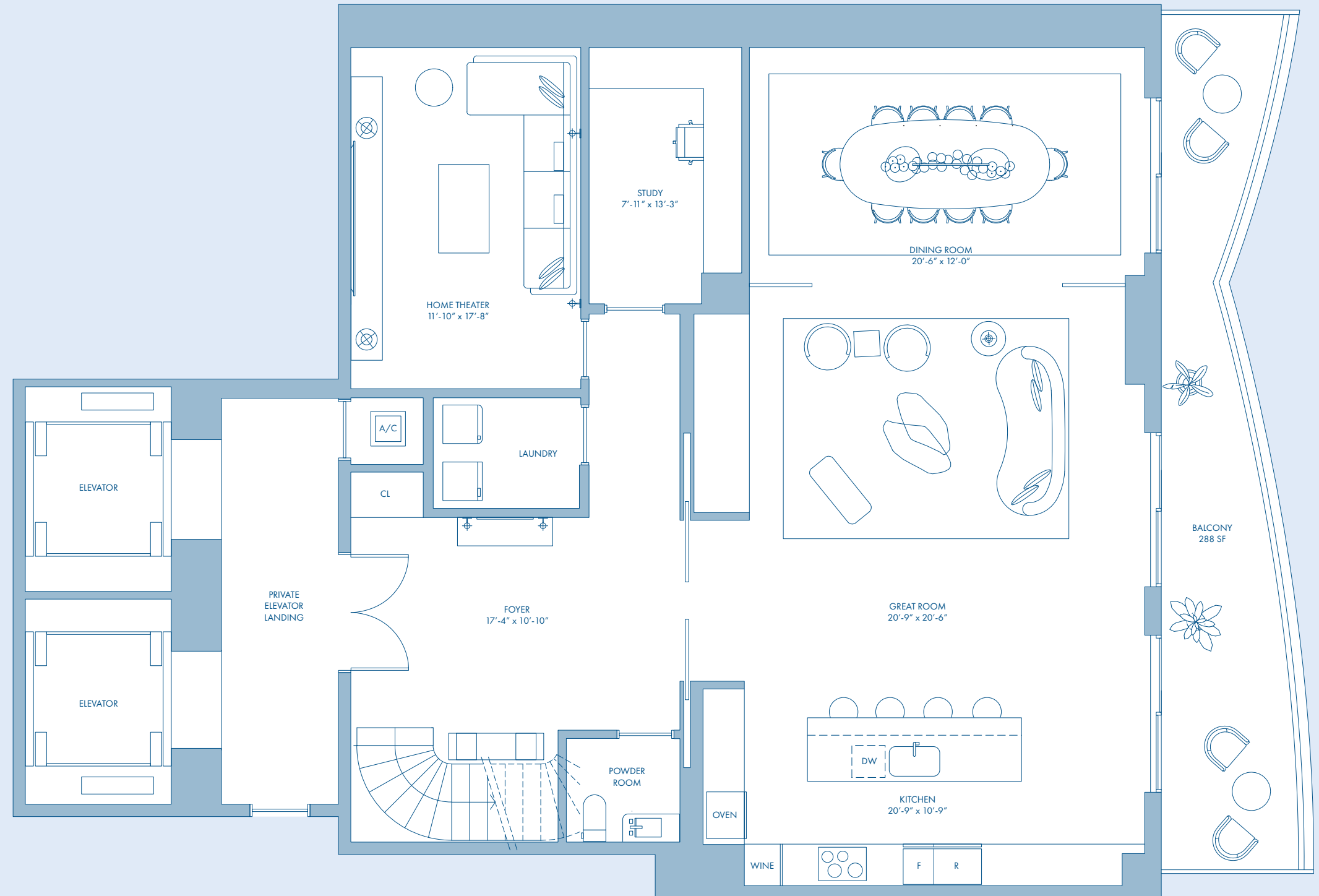


BISCAYNE BAY



NOT TO SCALE

Stated square footages and dimensions are measured to the exterior boundaries of the exterior walls and the centerline of interior demising walls and in fact vary from the square footage and dimensions that would be determined by using the description and definition of the "Unit" set forth in the Declaration (which generally only includes the interior airspace between the perimeter walls and excludes all interior structural components and other common elements). This method is generally used in sales materials and is provided to allow a prospective buyer to compare the Units with units in other condominium projects that utilize the same method. For your reference, the area of the Unit, determined in accordance with these defined unit boundaries, is set forth on Exhibit "3" to the Declaration. Measurements of rooms set forth on this floor plan are generally taken at the farthest points of each given room (as if the room were a perfect rectangle), without regard for any cutouts or variations. Accordingly, the area of the actual room will typically be smaller than the product obtained by multiplying the stated length and width. All dimensions are estimates which will vary with actual construction, and all floor plans, specifications and other development plans are subject to change and will not necessarily accurately reflect the final plans and specifications for the development. All depictions of appliances, counters, soffits, floor coverings and other matters of detail, including, without limitation, items of finish and decoration, are conceptual only and are not necessarily included in each Unit. 🏠



# PENTHOUSE 04

CONTEMPORANEO

LEVEL 81 (SECOND FLOOR)

- 4 Bedrooms
- 4 Bathrooms
- 1 Powder Room
- Infinity Pool
- Home Theater
- Wellness Room
- Private Elevators
- Summer Kitchen

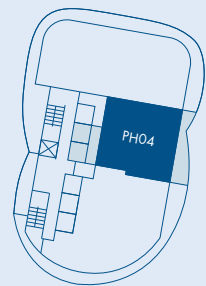
INTERIOR AREA

5,062 SQ. FT. / 470 SQ. M.

TERRACE AREA

1,810 SQ. FT. / 168 SQ. M.

BRICKELL SKYLINE

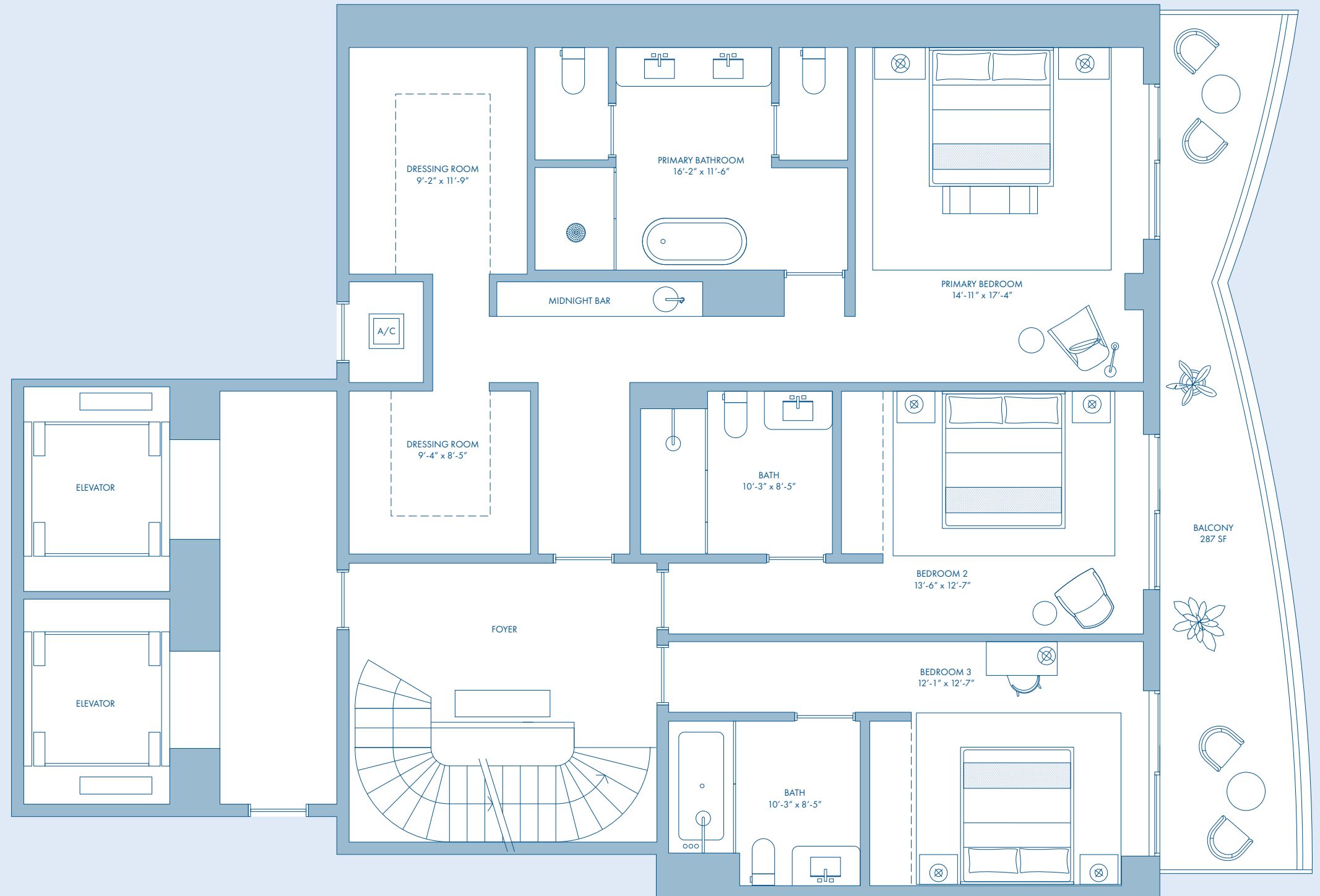


BISCAYNE BAY



NOT TO SCALE

Stated square footages and dimensions are measured to the exterior boundaries of the exterior walls and the centerline of interior demising walls and in fact vary from the square footage and dimensions that would be determined by using the description and definition of the "Unit" set forth in the Declaration (which generally only includes the interior airspace between the perimeter walls and excludes all interior structural components and other common elements). This method is generally used in sales materials and is provided to allow a prospective buyer to compare the Units with units in other condominium projects that utilize the same method. For your reference, the area of the Unit, determined in accordance with these defined unit boundaries, is set forth on Exhibit "3" to the Declaration. Measurements of rooms set forth on this floor plan are generally taken at the farthest points of each given room (as if the room were a perfect rectangle), without regard for any cutouts or variations. Accordingly, the area of the actual room will typically be smaller than the product obtained by multiplying the stated length and width. All dimensions are estimates which will vary with actual construction, and all floor plans, specifications and other development plans are subject to change and will not necessarily accurately reflect the final plans and specifications for the development. All depictions of appliances, counters, soffits, floor coverings and other matters of detail, including, without limitation, items of finish and decoration, are conceptual only and are not necessarily included in each Unit. 🏠



# PENTHOUSE 04

CONTEMPORANEO

LEVEL 82 (THIRD FLOOR)

- 4 Bedrooms
- 4 Bathrooms
- 1 Powder Room
- Infinity Pool
- Home Theater
- Wellness Room
- Private Elevators
- Summer Kitchen

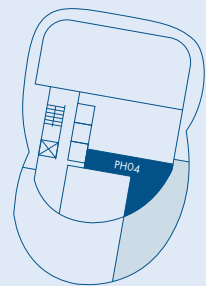
INTERIOR AREA

5,062 SQ. FT. / 470 SQ. M.

TERRACE AREA

1,810 SQ. FT. / 168 SQ. M.

BRICKELL SKYLINE



BISCAYNE BAY



NOT TO SCALE

Stated square footages and dimensions are measured to the exterior boundaries of the exterior walls and the centerline of interior demising walls and in fact vary from the square footage and dimensions that would be determined by using the description and definition of the "Unit" set forth in the Declaration (which generally only includes the interior airspace between the perimeter walls and excludes all interior structural components and other common elements). This method is generally used in sales materials and is provided to allow a prospective buyer to compare the Units with units in other condominium projects that utilize the same method. For your reference, the area of the Unit, determined in accordance with these defined unit boundaries, is set forth on Exhibit "3" to the Declaration. Measurements of rooms set forth on this floor plan are generally taken at the farthest points of each given room (as if the room were a perfect rectangle), without regard for any cutouts or variations. Accordingly, the area of the actual room will typically be smaller than the product obtained by multiplying the stated length and width. All dimensions are estimates which will vary with actual construction, and all floor plans, specifications and other development plans are subject to change and will not necessarily accurately reflect the final plans and specifications for the development. All depictions of appliances, counters, soffits, floor coverings and other matters of detail, including, without limitation, items of finish and decoration, are conceptual only and are not necessarily included in each Unit. 🏠

